

Montana and Europe



4,700

Since 2012: -100 (-2.1%)

2012 2019



European companies account for

47%

of foreign affiliate jobs

Employment within Montana, 2019

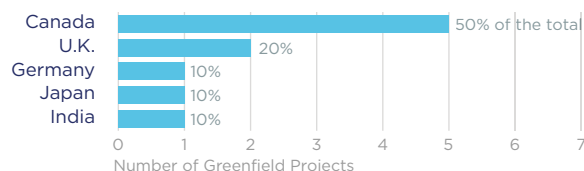
Country	Employment
United Kingdom	1,900
France	1,100
Canada	1,000
Japan	500
Switzerland	250

On a country basis, U.K. companies operating in Montana represented 20% of total foreign affiliate employment in Montana, with U.K. multinationals supporting approximately 400 fewer jobs in 2019 than in 2012.

Jobs directly supported by European investment. Total European-related jobs are likely to be higher, because these figures do not include jobs created by trade flows, indirect employment effects through distributors or suppliers, or via non-equity arrangements such as strategic alliances, joint ventures, or other deals.



Sources of Greenfield Foreign Direct Investment (FDI)



10

Greenfield Projects (July 2011 - June 2021)

Number of projects does not directly translate to value of projects or jobs added. Greenfield FDI is investment in new assets. Greenfield projects listed on the right hand side are Greenfield projects in the state from all countries.



Montana Goods Exports to Europe, 2020

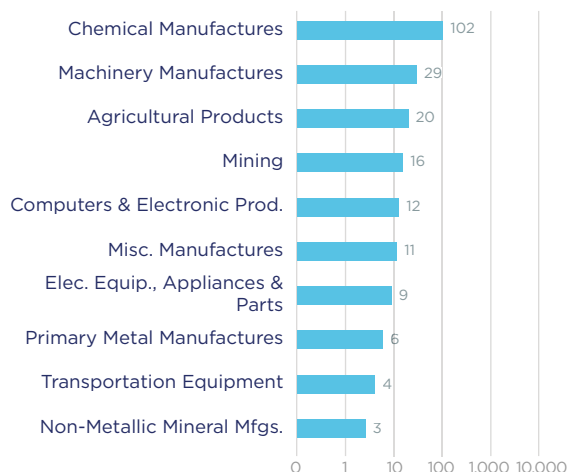
\$222.0 m

Exports are relatively small and skewed towards chemicals, machinery and agricultural products.

Top European Export Markets, 2020

Country	Exports (\$ millions)
Belgium	68
United Kingdom	30
Germany	23
Netherlands	17
France	17

Top Ten Exports to Europe, 2020 (\$ millions)



Montana Goods Imports from Europe, 2020

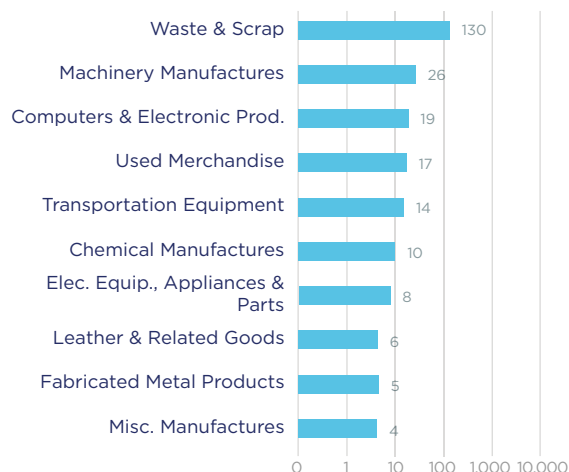
\$264.6 m

Montana's imports from Europe are also small and heavily concentrated in waste & scrap.

Top European Import Markets, 2020

Country	Imports (\$ millions)
Germany	159
United Kingdom	33
France	21
Italy	17
Netherlands	5

Top Ten Imports from Europe, 2020 (\$ millions)



Sources: Bureau of Economic Analysis; U.S. Census Bureau; U.S. Department of Commerce; SelectUSA.