


Missouri and Europe



87,100
Since 2012: +22,600
(+35.0%)



European companies
account for
64%
of foreign affiliate jobs

Employment within Missouri, 2019

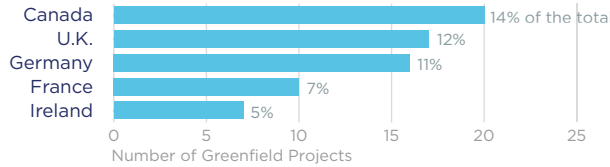
Country	Employment
United Kingdom	19,400
Germany	17,000
Japan	16,900
Canada	15,100
France	12,200

On a country basis, U.K. companies operating in Missouri represented 14% of total foreign affiliate employment in Missouri, with U.K. multinationals supporting approximately 1,400 more jobs in 2019 than in 2012.

Jobs directly supported by European investment. Total European-related jobs are likely to be higher, because these figures do not include jobs created by trade flows, indirect employment effects through distributors or suppliers, or via non-equity arrangements such as strategic alliances, joint ventures, or other deals.



Sources of Greenfield Foreign Direct Investment (FDI)



142
Greenfield Projects
(October 2010
-September 2020)*

*Data unavailable for latest year.

Number of projects does not directly translate to value of projects or jobs added. Greenfield FDI is investment in new assets. Greenfield projects listed on the right hand side are Greenfield projects in the state from all countries.



Missouri Goods Exports to Europe, 2020

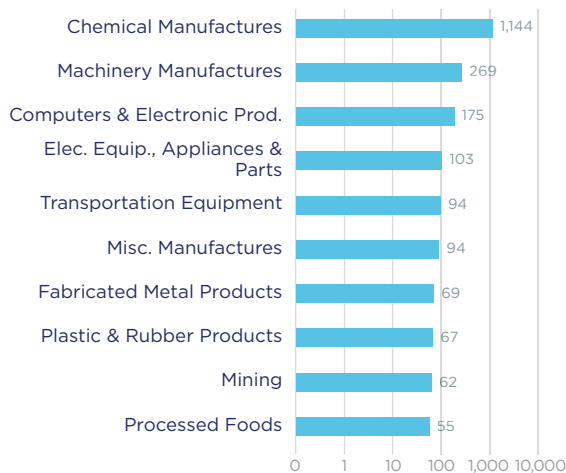
\$2.4 bn

The top exports to Europe from Missouri in 2020 were chemicals, machinery and computers & electronic products.

Top European Export Markets, 2020

Country	Exports (\$ millions)
Germany	538
France	322
United Kingdom	313
Netherlands	273
Belgium	251

Top Ten Exports to Europe, 2020 (\$ millions)



Missouri Goods Imports from Europe, 2020

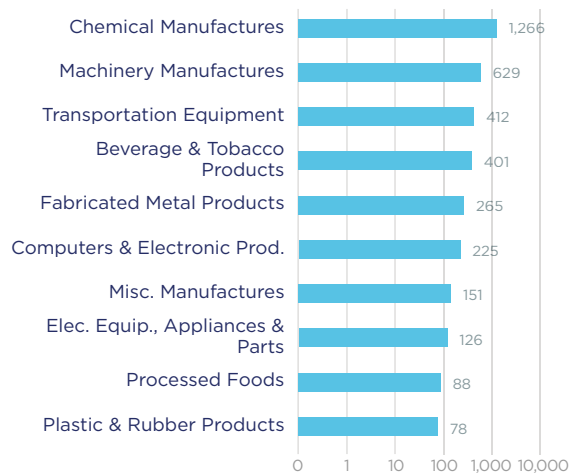
\$4.0 bn

Chemicals and machinery were the top imported goods from Europe.

Top European Import Markets, 2020

Country	Imports (\$ millions)
Germany	1,258
France	403
Belgium	363
Italy	324
United Kingdom	287

Top Ten Imports from Europe, 2020 (\$ millions)



Sources: Bureau of Economic Analysis; U.S. Census Bureau; U.S. Department of Commerce; SelectUSA.