


Mississippi and Europe



20,700
Since 2012: -200
(-1.0%)



European companies account for **45%** of foreign affiliate jobs

Employment within Mississippi, 2019

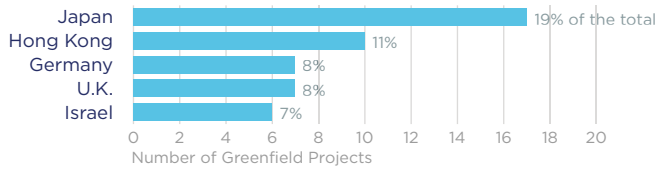
Country	Employment
Japan	9,900
Canada	6,400
United Kingdom	5,300
France	4,800
Germany	4,300

On a country basis, U.K. companies operating in Mississippi represented 12% of total foreign affiliate employment in Mississippi, with U.K. multinationals supporting approximately 600 fewer jobs in 2019 than in 2012.

Jobs directly supported by European investment. Total European-related jobs are likely to be higher, because these figures do not include jobs created by trade flows, indirect employment effects through distributors or suppliers, or via non-equity arrangements such as strategic alliances, joint ventures, or other deals.



Sources of Greenfield Foreign Direct Investment (FDI)



89
Greenfield Projects
(July 2011 - June 2021)

Number of projects does not directly translate to value of projects or jobs added. Greenfield FDI is investment in new assets. Greenfield projects listed on the right hand side are Greenfield projects in the state from all countries.



Mississippi Goods Exports to Europe, 2020

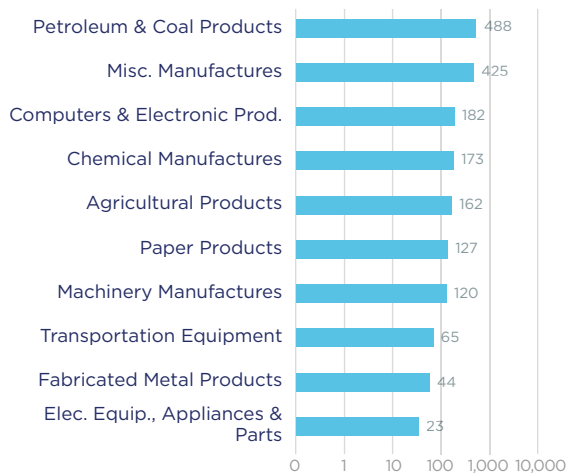
\$1.9 bn

Petroleum & coal products represented about 26% of Mississippi's total exports to Europe in 2020. The next largest export category was miscellaneous manufactures, accounting for 22% of total exports.

Top European Export Markets, 2020

Country	Exports (\$ millions)
Belgium	401
Netherlands	398
Germany	192
Turkey	187
United Kingdom	134

Top Ten Exports to Europe, 2020 (\$ millions)



Mississippi Goods Imports from Europe, 2020

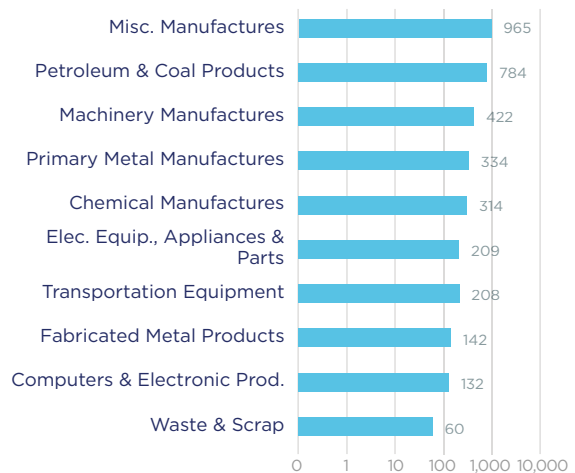
\$3.8 bn

Imports from Europe were relatively diverse, with seven different product categories each accounting for over \$200 million worth of European imports in 2020.

Top European Import Markets, 2020

Country	Imports (\$ millions)
Russia	806
Ireland	641
Germany	623
Italy	264
France	253

Top Ten Imports from Europe, 2020 (\$ millions)



Sources: Bureau of Economic Analysis; U.S. Census Bureau; U.S. Department of Commerce; SelectUSA.