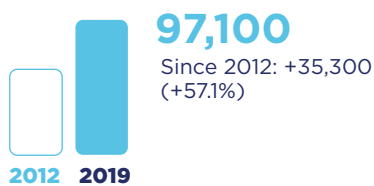


Minnesota and Europe

Jobs



Employment within Minnesota, 2019

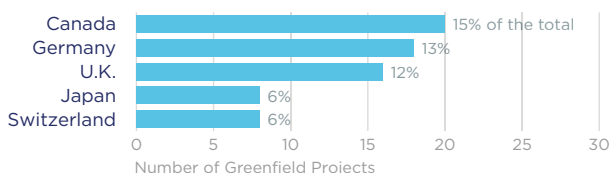
Country	Employment
Canada	27,000
Germany	22,500
United Kingdom	21,000
Japan	10,500
Switzerland	8,600

On a country basis, German companies operating in Minnesota represented 14% of total foreign affiliate employment in Minnesota, with German multinationals supporting approximately 12,400 more jobs in 2019 than in 2012.

Jobs directly supported by European investment. Total European-related jobs are likely to be higher, because these figures do not include jobs created by trade flows, indirect employment effects through distributors or suppliers, or via non-equity arrangements such as strategic alliances, joint ventures, or other deals.

Investment

Sources of Greenfield Foreign Direct Investment (FDI)



Number of projects does not directly translate to value of projects or jobs added. Greenfield FDI is investment in new assets. Greenfield projects listed on the right hand side are Greenfield projects in the state from all countries.

Trade

Minnesota Goods Exports to Europe, 2020

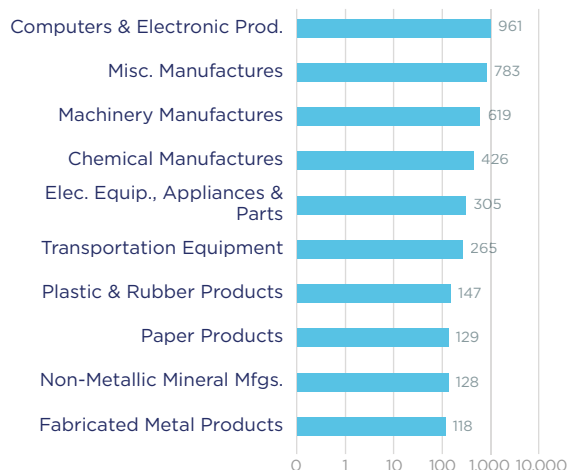
\$4.3 bn

Computers & electronic products account for almost one-quarter of Minnesota's exports to Europe.

Top European Export Markets, 2020

Country	Exports (\$ millions)
Germany	845
Belgium	530
United Kingdom	499
Netherlands	459
Ireland	446

Top Ten Exports to Europe, 2020 (\$ millions)



Minnesota Goods Imports from Europe, 2020

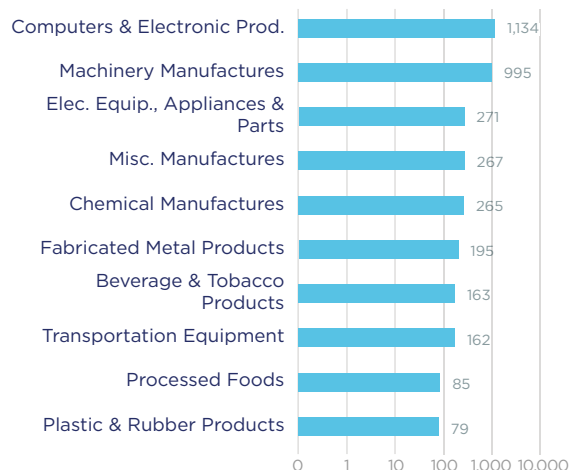
\$4.1 bn

Computers & electronic products were also the state's top import category from Europe.

Top European Import Markets, 2020

Country	Imports (\$ millions)
Germany	1,021
Ireland	767
Italy	483
United Kingdom	376
France	210

Top Ten Imports from Europe, 2020 (\$ millions)



Sources: Bureau of Economic Analysis; U.S. Census Bureau; U.S. Department of Commerce; SelectUSA.