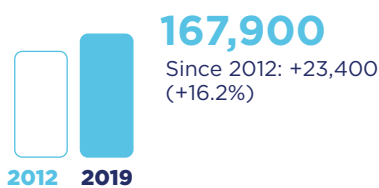


Massachusetts and Europe



Employment within Massachusetts, 2019

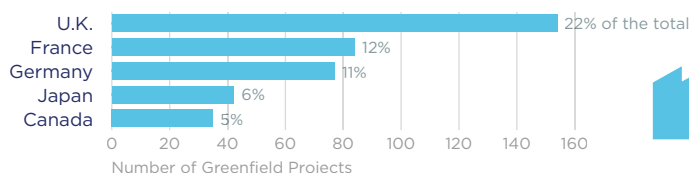
Country	Employment
United Kingdom	40,600
Netherlands	36,100
France	28,200
Japan	25,600
Canada	23,500

On a country basis, U.K. companies operating in Massachusetts represented 17% of total foreign affiliate employment in Massachusetts, with U.K. multinationals supporting approximately 2,600 more jobs in 2019 than in 2012.

Jobs directly supported by European investment. Total European-related jobs are likely to be higher, because these figures do not include jobs created by trade flows, indirect employment effects through distributors or suppliers, or via non-equity arrangements such as strategic alliances, joint ventures, or other deals.



Sources of Greenfield Foreign Direct Investment (FDI)



Number of projects does not directly translate to value of projects or jobs added. Greenfield FDI is investment in new assets. Greenfield projects listed on the right hand side are Greenfield projects in the state from all countries.



Massachusetts Goods Exports to Europe, 2020

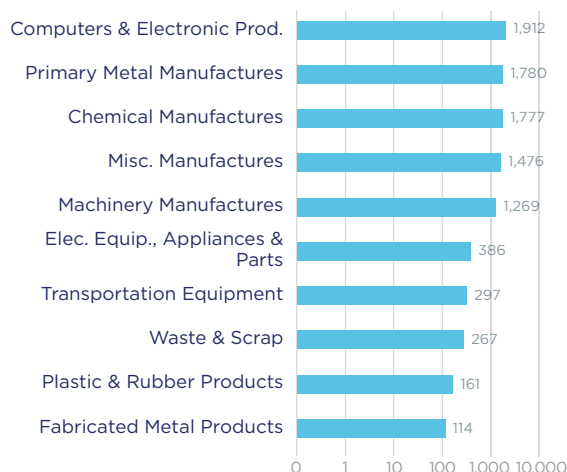
\$9.9 bn

Electronic products and primary metal manufactures were the top exports to Europe, followed by chemicals.

Top European Export Markets, 2020

Country	Exports (\$ millions)
United Kingdom	2,285
Germany	2,003
Netherlands	1,220
France	718
Switzerland	664

Top Ten Exports to Europe, 2020 (\$ millions)



Massachusetts Goods Imports from Europe, 2020

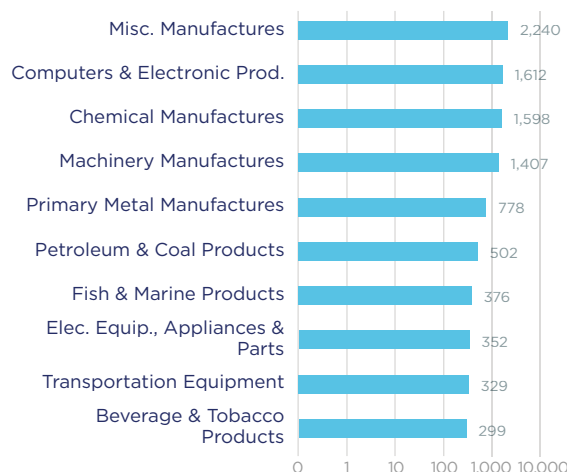
\$11.8 bn

Key imports from Europe include miscellaneous manufactured products, computer & electronic products, and chemicals.

Top European Import Markets, 2020

Country	Imports (\$ millions)
Germany	2,202
Ireland	1,907
United Kingdom	1,727
Switzerland	1,127
Italy	845

Top Ten Imports from Europe, 2020 (\$ millions)



Sources: Bureau of Economic Analysis; U.S. Census Bureau; U.S. Department of Commerce; SelectUSA.