

Maryland and Europe



Employment within Maryland, 2019

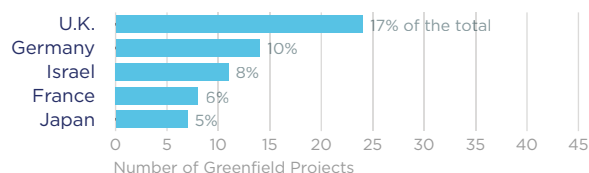
Country	Employment
United Kingdom	25,600
Netherlands	24,800
Canada	14,100
France	10,200
Germany	9,700

On a country basis, U.K. companies operating in Maryland represented 22% of total foreign affiliate employment in Maryland, with U.K. multinationals supporting approximately 7,500 more jobs in 2019 than in 2012.

Jobs directly supported by European investment. Total European-related jobs are likely to be higher, because these figures do not include jobs created by trade flows, indirect employment effects through distributors or suppliers, or via non-equity arrangements such as strategic alliances, joint ventures, or other deals.



Sources of Greenfield Foreign Direct Investment (FDI)



Number of projects does not directly translate to value of projects or jobs added. Greenfield FDI is investment in new assets. Greenfield projects listed on the right hand side are Greenfield projects in the state from all countries.



Maryland Goods Exports to Europe, 2020

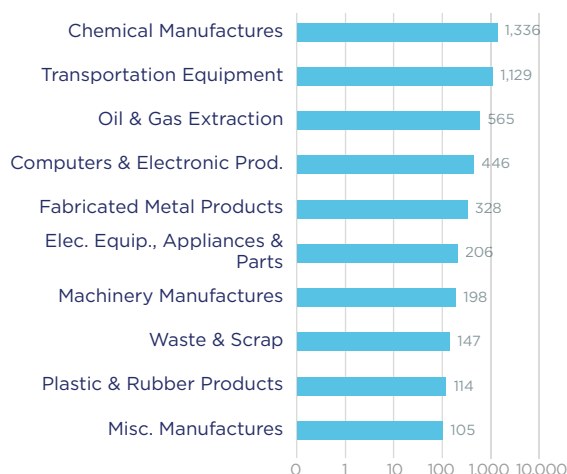
\$5.0 bn

The state's top exports are chemicals, transportation equipment and oil & gas.

Top European Export Markets, 2020

Country	Exports (\$ millions)
France	1,369
Netherlands	1,224
United Kingdom	536
Belgium	417
Germany	307

Top Ten Exports to Europe, 2020 (\$ millions)



Maryland Goods Imports from Europe, 2020

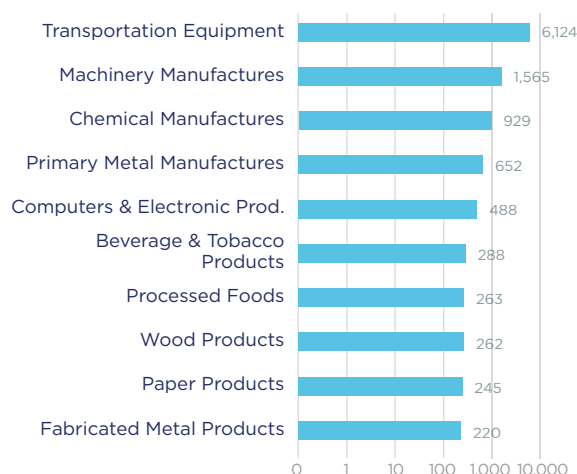
\$12.0 bn

Transportation equipment and machinery manufactures were the top product imports.

Top European Import Markets, 2020

Country	Imports (\$ millions)
Germany	3,991
United Kingdom	2,116
Sweden	901
Italy	690
Austria	433

Top Ten Imports from Europe, 2020 (\$ millions)



Sources: Bureau of Economic Analysis; U.S. Census Bureau; U.S. Department of Commerce; SelectUSA.