


# Kentucky and Europe



Jobs



## Employment within Kentucky, 2019

Country	Employment
Japan	44,400
Germany	15,100
France	10,400
Canada	10,400
United Kingdom	10,000

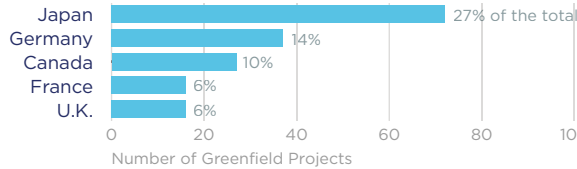
On a country basis, German companies operating in Kentucky represented 11% of total foreign affiliate employment in Kentucky, with German multinationals supporting approximately 6,200 more jobs in 2019 than in 2012.

Jobs directly supported by European investment. Total European-related jobs are likely to be higher, because these figures do not include jobs created by trade flows, indirect employment effects through distributors or suppliers, or via non-equity arrangements such as strategic alliances, joint ventures, or other deals.



Investment

## Sources of Greenfield Foreign Direct Investment (FDI)



Number of projects does not directly translate to value of projects or jobs added. Greenfield FDI is investment in new assets. Greenfield projects listed on the right hand side are Greenfield projects in the state from all countries.



Trade

## Kentucky Goods Exports to Europe, 2020

**\$7.9 bn**

Reflecting the large presence of automobile manufacturers in the state, Kentucky's top export to Europe in 2020 was transportation equipment (51% of total exports).

### Top European Export Markets, 2020

Country	Exports (\$ millions)
United Kingdom	2,487
France	1,705
Netherlands	930
Germany	840
Austria	577

## Kentucky Goods Imports from Europe, 2020

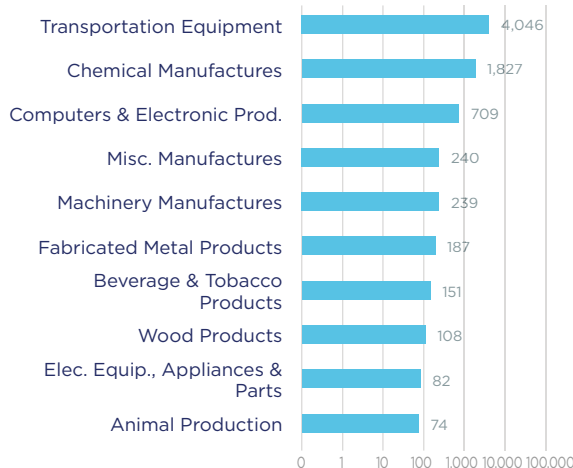
**\$21.6 bn**

Chemical manufactures were the state's largest import, followed by transportation equipment.

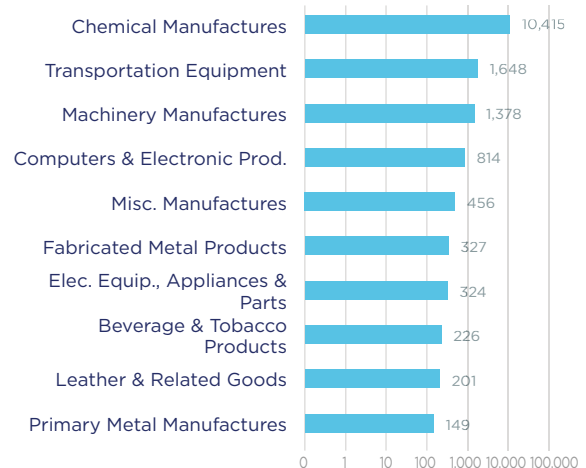
### Top European Import Markets, 2020

Country	Imports (\$ millions)
Switzerland	5,443
Ireland	3,767
Germany	2,497
Italy	2,306
Netherlands	2,085

### Top Ten Exports to Europe, 2020 (\$ millions)



### Top Ten Imports from Europe, 2020 (\$ millions)



Sources: Bureau of Economic Analysis; U.S. Census Bureau; U.S. Department of Commerce; SelectUSA.