

Kansas and Europe



38,800
Since 2012: +4,200
(+12.1%)



European companies account for **51%** of foreign affiliate jobs

Employment within Kansas, 2019

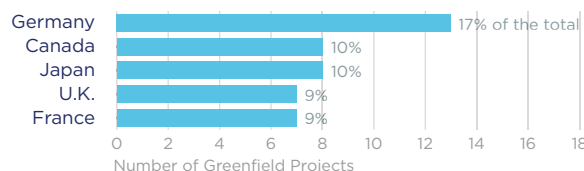
Country	Employment
Japan	11,600
Canada	9,900
United Kingdom	8,700
Switzerland	7,500
Germany	6,800

On a country basis, U.K. companies operating in Kansas represented 11% of total foreign affiliate employment in Kansas, with U.K. multinationals supporting approximately 1,000 more jobs in 2019 than in 2012.

Jobs directly supported by European investment. Total European-related jobs are likely to be higher, because these figures do not include jobs created by trade flows, indirect employment effects through distributors or suppliers, or via non-equity arrangements such as strategic alliances, joint ventures, or other deals.



Sources of Greenfield Foreign Direct Investment (FDI)



77
Greenfield Projects
(July 2011 - June 2021)

Number of projects does not directly translate to value of projects or jobs added. Greenfield FDI is investment in new assets. Greenfield projects listed on the right hand side are Greenfield projects in the state from all countries.



Kansas Goods Exports to Europe, 2020

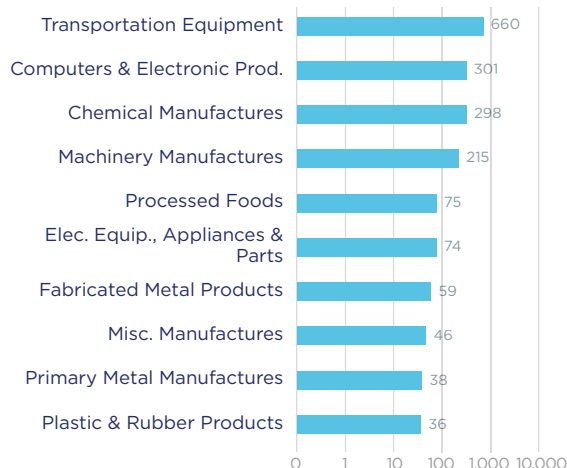
\$2.0 bn

Almost 75% of Kansas's exports to Europe was concentrated in four main export categories: transportation equipment, computer & electronic products, chemicals and machinery.

Top European Export Markets, 2020

Country	Exports (\$ millions)
Germany	394
United Kingdom	376
France	156
Austria	129
Netherlands	113

Top Ten Exports to Europe, 2020 (\$ millions)



Kansas Goods Imports from Europe, 2020

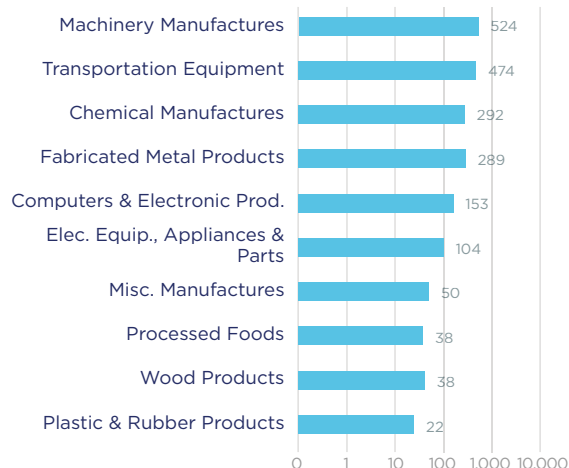
\$2.5 bn

Machinery manufactures represented 21% of the state's total imports from Europe.

Top European Import Markets, 2020

Country	Imports (\$ millions)
Germany	896
United Kingdom	343
Italy	191
France	157
Spain	120

Top Ten Imports from Europe, 2020 (\$ millions)



Sources: Bureau of Economic Analysis; U.S. Census Bureau; U.S. Department of Commerce; SelectUSA.