


Idaho and Europe



12,900
Since 2012: +1,800
(+16.2%)



European companies
account for
67%
of foreign affiliate jobs

Employment within Idaho, 2019

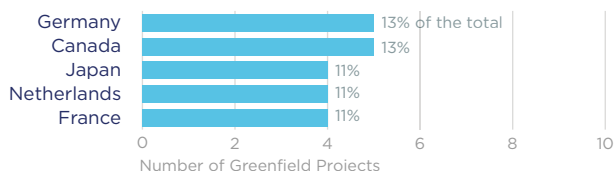
Country	Employment
Canada	3,800
France	2,800
Germany	2,800
United Kingdom	2,600
Japan	1,100

On a country basis, French companies operating in Idaho represented 15% of total foreign affiliate employment in Idaho, with French multinationals supporting approximately 300 more jobs in 2019 than in 2012.

Jobs directly supported by European investment. Total European-related jobs are likely to be higher, because these figures do not include jobs created by trade flows, indirect employment effects through distributors or suppliers, or via non-equity arrangements such as strategic alliances, joint ventures, or other deals.



Sources of Greenfield Foreign Direct Investment (FDI)



38
Greenfield Projects
(July 2011 - June 2021)

Number of projects does not directly translate to value of projects or jobs added. Greenfield FDI is investment in new assets. Greenfield projects listed on the right hand side are Greenfield projects in the state from all countries.



Idaho Goods Exports to Europe, 2020

\$301.8 m

Agricultural products, machinery and chemicals were Idaho's top export products to Europe.

Top European Export Markets, 2020

Country	Exports (\$ millions)
Netherlands	100
United Kingdom	51
Germany	28
Spain	22
Ireland	15

Idaho Goods Imports from Europe, 2020

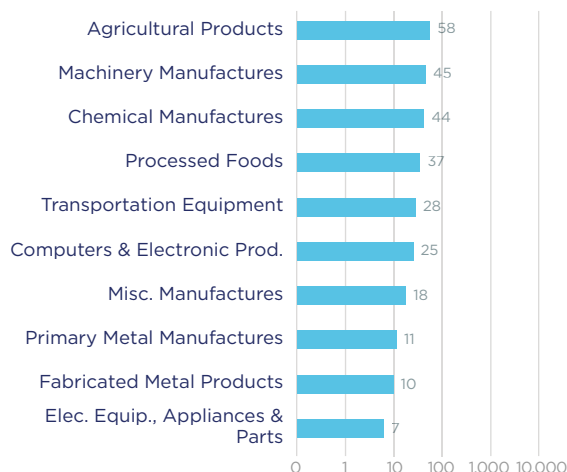
\$491.7 m

Metals and machinery represented a combined 50% share of the state's total imports from Europe.

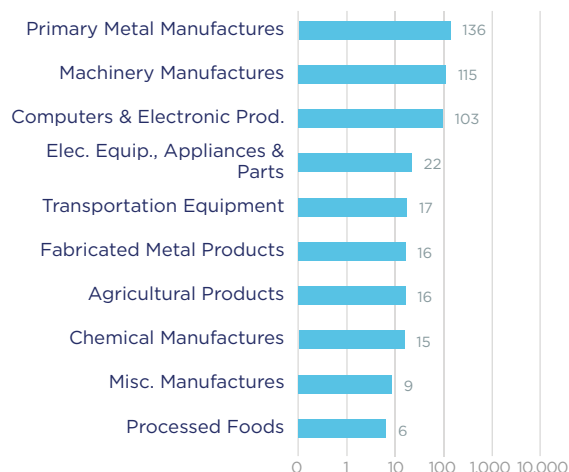
Top European Import Markets, 2020

Country	Imports (\$ millions)
United Kingdom	147
Germany	76
Netherlands	46
Greece	40
Italy	29

Top Ten Exports to Europe, 2020 (\$ millions)



Top Ten Imports from Europe, 2020 (\$ millions)



Sources: Bureau of Economic Analysis; U.S. Census Bureau; U.S. Department of Commerce; SelectUSA.