

Georgia and Europe



Employment within Georgia, 2019

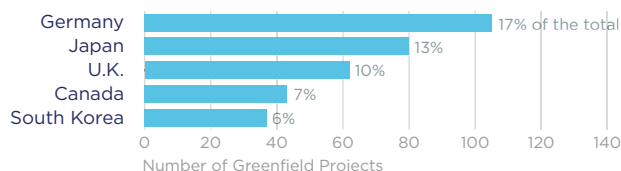
Country	Employment
Japan	38,500
United Kingdom	37,900
Canada	37,300
Germany	33,100
France	25,000

On a country basis, U.K. companies operating in Georgia represented 13% of total foreign affiliate employment in Georgia, with U.K. multinationals supporting approximately 12,200 more jobs in 2019 than in 2012.

Jobs directly supported by European investment. Total European-related jobs are likely to be higher, because these figures do not include jobs created by trade flows, indirect employment effects through distributors or suppliers, or via non-equity arrangements such as strategic alliances, joint ventures, or other deals.



Sources of Greenfield Foreign Direct Investment (FDI)



Number of projects does not directly translate to value of projects or jobs added. Greenfield FDI is investment in new assets. Greenfield projects listed on the right hand side are Greenfield projects in the state from all countries.



Georgia Goods Exports to Europe, 2020

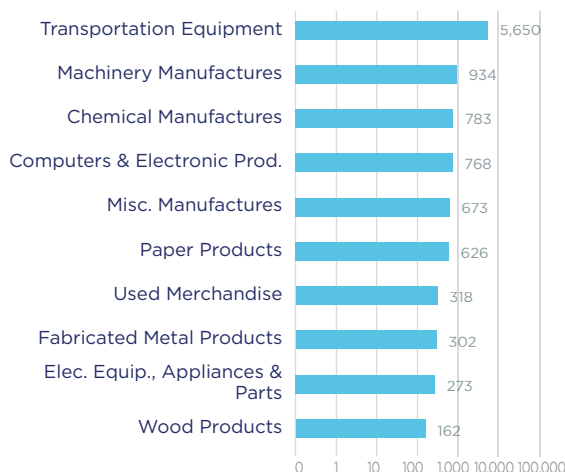
\$11.4 bn

Almost 50% of Georgia's exports to Europe consist of transportation equipment.

Top European Export Markets, 2020

Country	Exports (\$ millions)
Germany	4,086
United Kingdom	1,138
Netherlands	1,026
Belgium	841
France	645

Top Ten Exports to Europe, 2020 (\$ millions)



Georgia Goods Imports from Europe, 2020

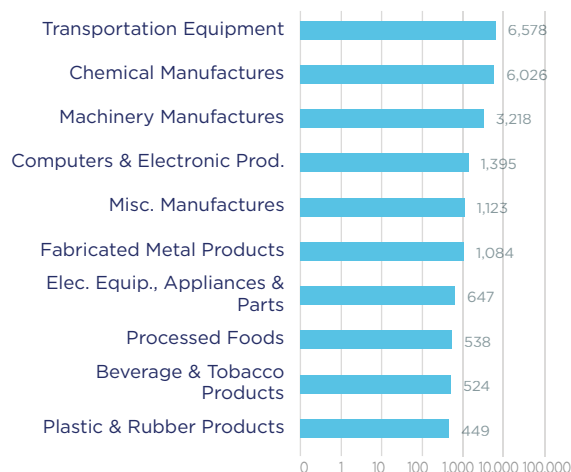
\$24.9 bn

Transportation equipment, chemicals and machinery manufactures were the top product imports from Europe.

Top European Import Markets, 2020

Country	Imports (\$ millions)
Germany	7,354
United Kingdom	3,446
France	1,877
Italy	1,716
Belgium	1,649

Top Ten Imports from Europe, 2020 (\$ millions)



Sources: Bureau of Economic Analysis; U.S. Census Bureau; U.S. Department of Commerce; SelectUSA.