

## Connecticut and Europe



**86,400**  
Since 2012: +2,300  
(+2.7%)



European companies  
account for  
**75%**  
of foreign affiliate jobs

### Employment within Connecticut, 2019

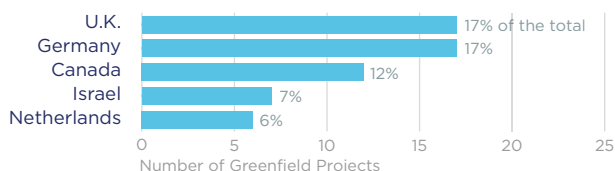
Country	Employment
United Kingdom	20,800
Netherlands	17,200
Germany	14,000
Japan	7,900
Canada	7,700

On a country basis, U.K. companies operating in Connecticut represented 18% of total foreign affiliate employment in Connecticut, with U.K. multinationals supporting approximately 1,400 more jobs in 2019 than in 2012.

Jobs directly supported by European investment. Total European-related jobs are likely to be higher, because these figures do not include jobs created by trade flows, indirect employment effects through distributors or suppliers, or via non-equity arrangements such as strategic alliances, joint ventures, or other deals.



### Sources of Greenfield Foreign Direct Investment (FDI)



**102**  
Greenfield Projects  
(July 2011 - June 2021)

Number of projects does not directly translate to value of projects or jobs added. Greenfield FDI is investment in new assets. Greenfield projects listed on the right hand side are Greenfield projects in the state from all countries.



### Connecticut Goods Exports to Europe, 2020

**\$6.7 bn**

Exports are heavily skewed towards transportation equipment, which represent almost 50% of the state's total exports to Europe.

#### Top European Export Markets, 2020

Country	Exports (\$ millions)
Germany	2,190
United Kingdom	1,153
France	894
Netherlands	841
Poland	232

### Connecticut Goods Imports from Europe, 2020

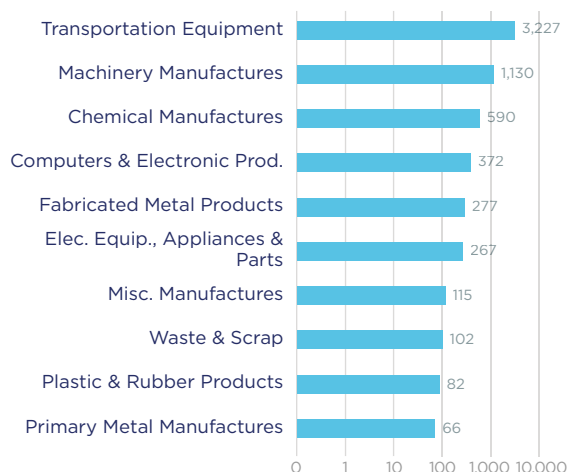
**\$6.0 bn**

Chemicals and machinery were Connecticut's main import from Europe, representing 21% and 16% of the state's total merchandise imports from Europe, respectively.

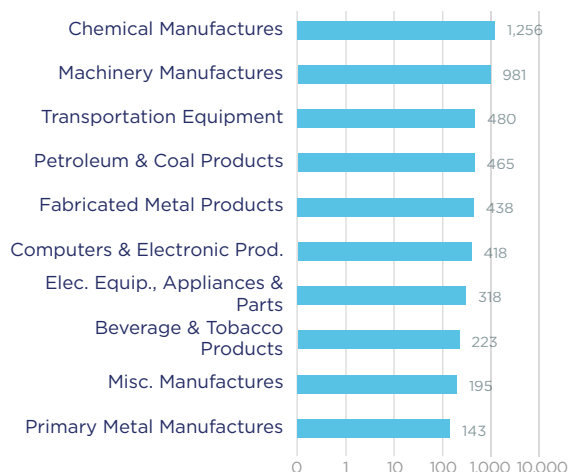
#### Top European Import Markets, 2020

Country	Imports (\$ millions)
United Kingdom	1,499
Germany	1,150
Netherlands	709
France	579
Italy	375

#### Top Ten Exports to Europe, 2020 (\$ millions)



#### Top Ten Imports from Europe, 2020 (\$ millions)



Sources: Bureau of Economic Analysis; U.S. Census Bureau; U.S. Department of Commerce; SelectUSA.