

Arkansas and Europe



28,400
Since 2012: no change (+0.0%)



European companies account for **60%** of foreign affiliate jobs

Employment within Arkansas, 2019

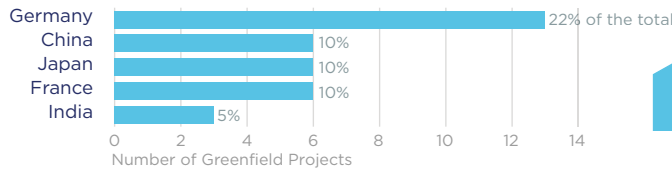
Country	Employment
United Kingdom	6,900
France	6,000
Japan	5,600
Switzerland	4,900
Canada	4,600

On a country basis, U.K. companies operating in Arkansas represented 15% of total foreign affiliate employment in Arkansas, with U.K. multinationals supporting approximately 2,200 more jobs in 2019 than in 2012.

Jobs directly supported by European investment. Total European-related jobs are likely to be higher, because these figures do not include jobs created by trade flows, indirect employment effects through distributors or suppliers, or via non-equity arrangements such as strategic alliances, joint ventures, or other deals.



Sources of Greenfield Foreign Direct Investment (FDI)



59
Greenfield Projects
(July 2011 - June 2021)

Number of projects does not directly translate to value of projects or jobs added. Greenfield FDI is investment in new assets. Greenfield projects listed on the right hand side are Greenfield projects in the state from all countries.



Arkansas Goods Exports to Europe, 2020

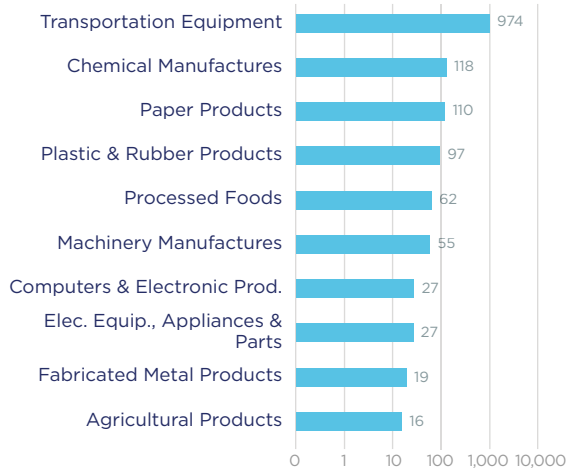
\$1.6 bn

Transportation equipment made up 53% of exports to Europe in 2020.

Top European Export Markets, 2020

Country	Exports (\$ millions)
France	673
Netherlands	233
United Kingdom	168
Belgium	79
Germany	70

Top Ten Exports to Europe, 2020 (\$ millions)



Arkansas Goods Imports from Europe, 2020

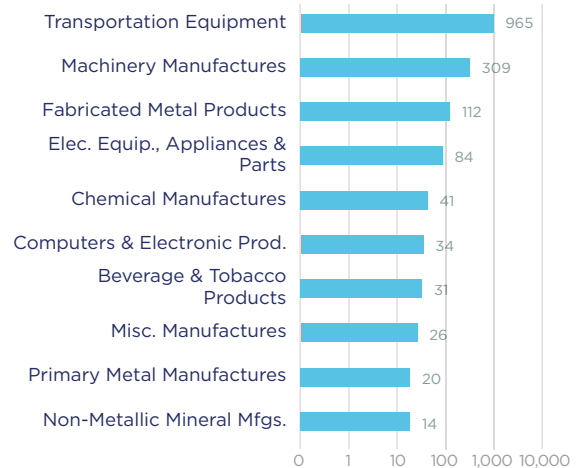
\$1.8 bn

Transportation equipment is the top imported product from Europe, representing 55% of total imports.

Top European Import Markets, 2020

Country	Imports (\$ millions)
France	821
Germany	307
Italy	127
United Kingdom	124
Spain	52

Top Ten Imports from Europe, 2020 (\$ millions)



Sources: Bureau of Economic Analysis; U.S. Census Bureau; U.S. Department of Commerce; SelectUSA.