


Alaska and Europe



5,700
Since 2012: -1,000 (-14.9%)



European companies account for **33%** of foreign affiliate jobs

Employment within Alaska, 2019

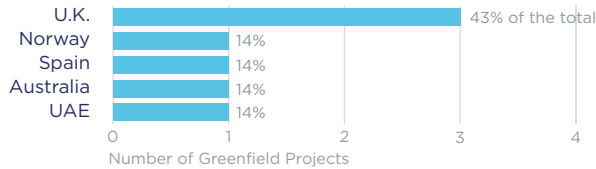
Country	Employment
Canada	6,100
United Kingdom	3,500
Japan	2,600
France	900
Germany	300

On a country basis, U.K. companies operating in Alaska represented 20% of total foreign affiliate employment in Alaska, with U.K. multinationals supporting approximately 1,200 fewer jobs in 2019 than in 2012.

Jobs directly supported by European investment. Total European-related jobs are likely to be higher, because these figures do not include jobs created by trade flows, indirect employment effects through distributors or suppliers, or via non-equity arrangements such as strategic alliances, joint ventures, or other deals.



Sources of Greenfield Foreign Direct Investment (FDI)



7
Greenfield Projects
(July 2011 - June 2021)

Number of projects does not directly translate to value of projects or jobs added. Greenfield FDI is investment in new assets. Greenfield projects listed on the right hand side are Greenfield projects in the state from all countries.



Alaska Goods Exports to Europe, 2020

\$752.1 m

The bulk of the state's exports consist of primary commodities.

Top European Export Markets, 2020

Country	Exports (\$ millions)
Netherlands	275
Germany	146
France	78
Belgium	54
Spain	46

Alaska Goods Imports from Europe, 2020

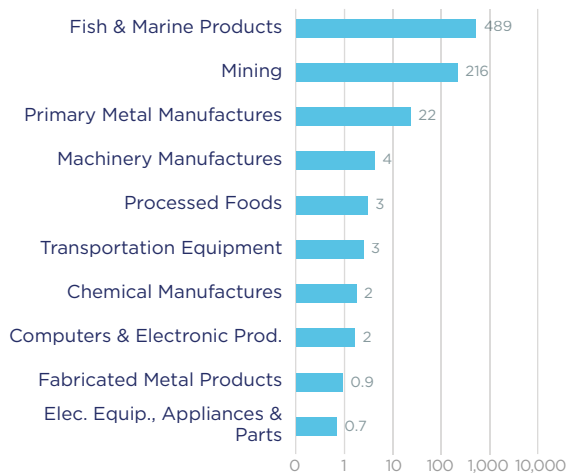
\$230.3 m

Imports of transportation equipment from Europe rose from \$32 million in 2019 to \$131 million in 2020.

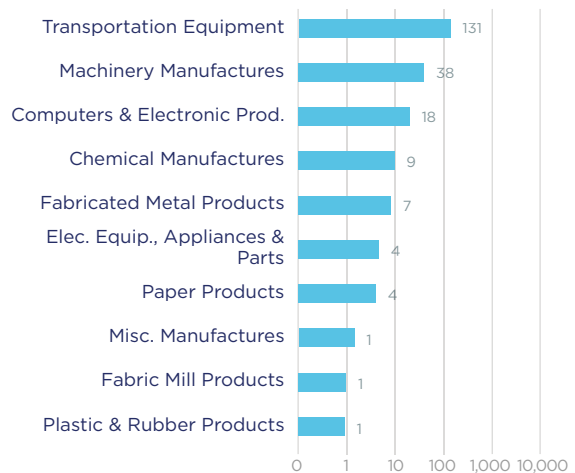
Top European Import Markets, 2020

Country	Imports (\$ millions)
France	106
Germany	41
Italy	26
United Kingdom	16
Russia	9

Top Ten Exports to Europe, 2020 (\$ millions)



Top Ten Imports from Europe, 2020 (\$ millions)



Sources: Bureau of Economic Analysis; U.S. Census Bureau; U.S. Department of Commerce; SelectUSA.