

Wyoming and Europe



4,100
Since 2006: -800
(-16.3%)



European companies account for **53%** of foreign affiliate jobs

Employment within Wyoming, 2017

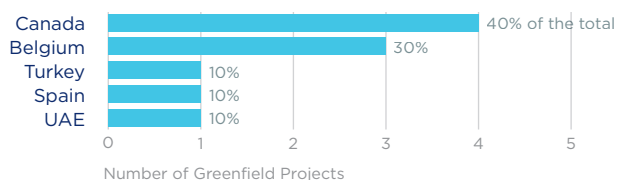
Country	Employment
United Kingdom	1,300
Canada	600
France	600
Switzerland	300
Germany	200

On a country basis, U.K. companies operating in Wyoming represented 17% of total foreign affiliate employment in Wyoming, with U.K. multinationals supporting approximately 400 fewer jobs in 2017 than in 2010.

Jobs directly supported by European investment. Total European-related jobs are likely to be higher, because these figures do not include jobs created by trade flows, indirect employment effects through distributors or suppliers, or via non-equity arrangements such as strategic alliances, joint ventures, or other deals.



Sources of Greenfield Foreign Direct Investment (FDI)



10
Greenfield Projects
(October 2009 - September 2019)

Number of projects does not directly translate to value of projects or jobs added. Greenfield FDI is investment in new assets.



Wyoming Goods Exports to Europe, 2018

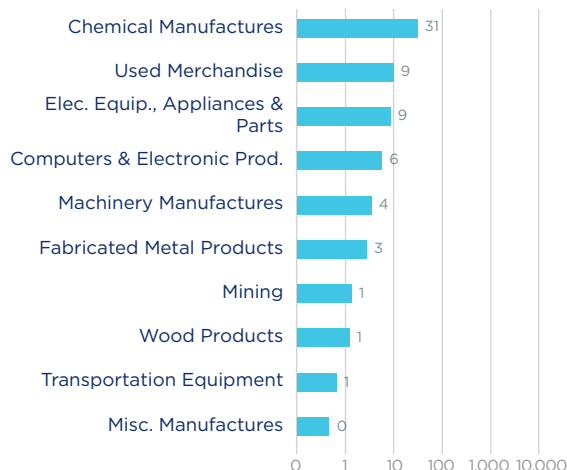
\$65.6 m

Chemicals account for approximately half of Wyoming's exports to Europe.

Top European Export Markets, 2018

Country	Exports (\$ millions)
United Kingdom	19
Belgium	10
Germany	10
Denmark	7
Switzerland	6

Top Ten Exports to Europe, 2018 (\$ millions)



Wyoming Goods Imports from Europe, 2018

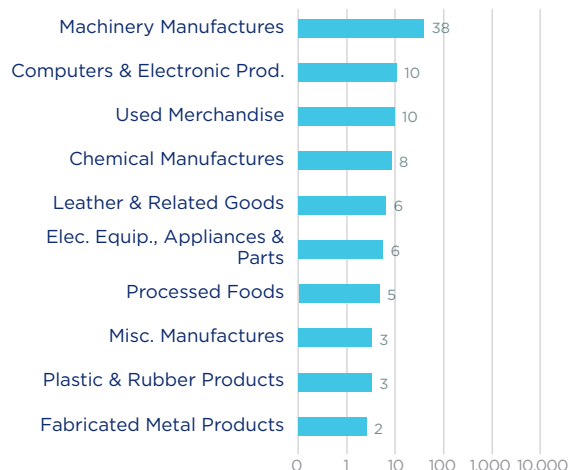
\$99.1 m

Machinery and computers & electronic products are Wyoming's top imports from Europe.

Top European Import Markets, 2018

Country	Imports (\$ millions)
Germany	32
Italy	14
Austria	7
United Kingdom	6
Netherlands	5

Top Ten Imports from Europe, 2018 (\$ millions)



Sources: Bureau of Economic Analysis; U.S. Census Bureau; U.S. Department of Commerce; SelectUSA.