

Slovenia and the United States

United States in Slovenia

4,771



Slovenia in the United States

< 500

Jobs directly supported by majority-owned affiliates. Estimates for 2018. Total U.S.-related jobs are likely to be higher, because these figures do not include jobs created by trade flows, indirect employment effects through distributors or suppliers, or via non-equity arrangements such as strategic alliances, joint ventures, or other deals.

\$369 m

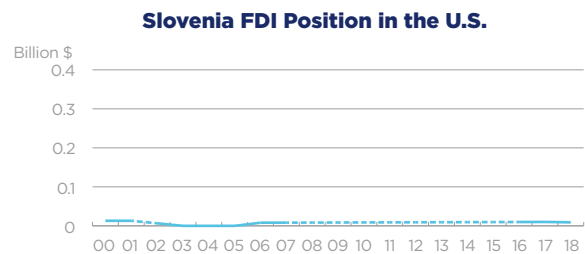
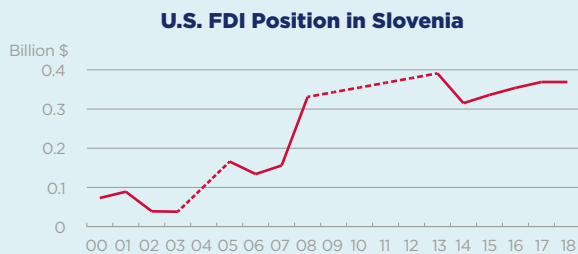


Foreign Direct Investment (FDI), 2018

U.S. foreign direct investment in Slovenia was \$369 million in 2018, the same amount as the prior year. Meanwhile, Slovenia's FDI stock in the U.S. was just \$9 million, with affiliates supporting fewer than 500 jobs. U.S. direct investment in Slovenia supported about 4,800 jobs in 2018, but the employment figure was down over 20% from a recent peak in 2014. Estimated U.S. foreign affiliate sales in Slovenia were \$900 million, compared with less than \$500,000 worth of foreign affiliate sales made by Slovenian firms in the U.S.

\$9 m

Foreign Direct Investment (FDI), 2018



Foreign direct investment position, historic-cost basis, 2000-2018.

Note: Dotted line indicates that data has been suppressed for a particular year to avoid disclosure of individual company data.

\$322 m



U.S. Goods Exports to Slovenia, 2018

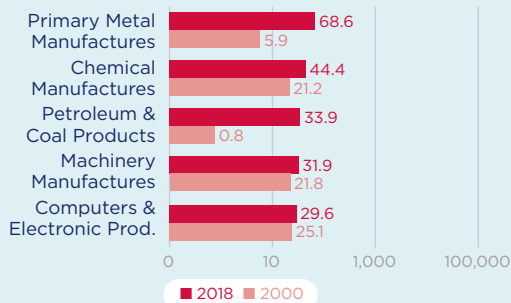
1.6% The U.S. supplied 1.6% of Slovenia's total imports... **4.8%** ...but the U.S. share increases to 4.8% when intra-EU trade is excluded from the total.

\$847 m

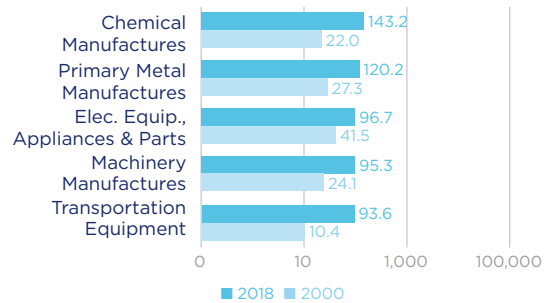
U.S. Goods Imports from Slovenia, 2018

1.5% The U.S. received 1.5% of the total goods Slovenia exported to the world... **6.5%** ...but the U.S. share increases to 6.5% when intra-EU trade is excluded from the total.

Top Five U.S. Goods Exports to Slovenia (\$ millions)



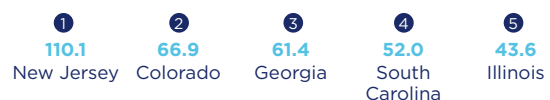
Top Five U.S. Goods Imports from Slovenia (\$ millions)



Top State Trade Partners Exports of Goods (\$ millions)



Top State Trade Partners Imports of Goods (\$ millions)



\$191 m



U.S. Services Exports to Slovenia, 2018

\$98 m

U.S. Services Imports from Slovenia, 2018

Sources: Bureau of Economic Analysis; U.S. Commerce Department; International Monetary Fund; Office of Trade and Economic Analysis; United Nations.