

Romania and the United States

United States in Romania

83,433



Romania in the United States

< 50

Jobs directly supported by majority-owned affiliates. Estimates for 2018. Total U.S.-related jobs are likely to be higher, because these figures do not include jobs created by trade flows, indirect employment effects through distributors or suppliers, or via non-equity arrangements such as strategic alliances, joint ventures, or other deals.

\$4.0 bn

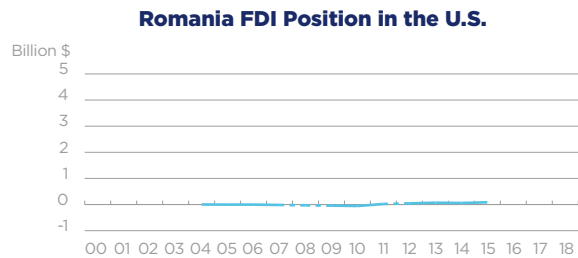
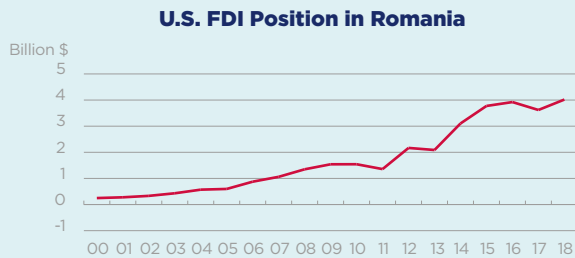


Foreign Direct Investment (FDI), 2018

While America's investment in Romania is small relative to other EU members, U.S. investment ties with Romania have deepened over the decade. U.S. affiliates have added roughly 44,000 Romanian workers to their payrolls since 2009, placing Romania 3rd among the EU13 countries in terms of jobs supported. Meanwhile, Romania's investment in the U.S. is relatively small at just \$85 million in 2015, the latest year of available data. Romanian multinationals employed fewer than 50 employees in the U.S. in 2018.

\$85 m

Foreign Direct Investment (FDI), 2015*



Foreign direct investment position, historic-cost basis, 2000-2018.

Note: Dotted line indicates that data has been suppressed for a particular year to avoid disclosure of individual company data.
*Latest year of available data.

\$1.1 bn

U.S. Goods Exports to Romania, 2018

1.1% The U.S. supplied 1.1% of Romania's total imports...
4.2% ...but the U.S. share increases to 4.2% when intra-EU trade is excluded from the total.

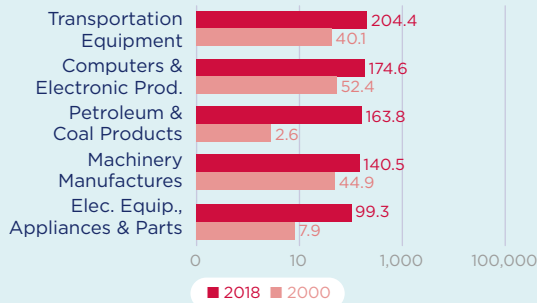


\$2.6 bn

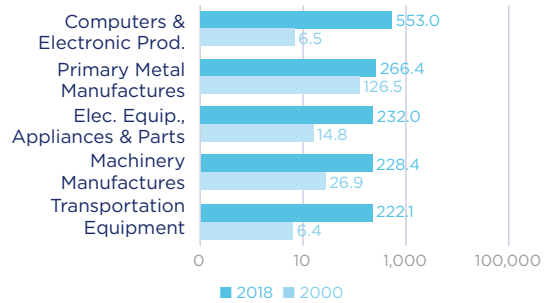
U.S. Goods Imports from Romania, 2018

1.9% The U.S. received 1.9% of the total goods Romania exported to the world...
8.5% ...but the U.S. share increases to 8.5% when intra-EU trade is excluded from the total.

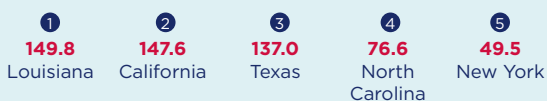
Top Five U.S. Goods Exports to Romania (\$ millions)



Top Five U.S. Goods Imports from Romania (\$ millions)



Top State Trade Partners Exports of Goods (\$ millions)



Top State Trade Partners Imports of Goods (\$ millions)



\$1.0 bn



U.S. Services Exports to Romania, 2018

\$1.2 bn

U.S. Services Imports from Romania, 2018

Sources: Bureau of Economic Analysis; U.S. Commerce Department; International Monetary Fund; Office of Trade and Economic Analysis.