

## Nevada and Europe



**25,700**  
Since 2006: +4,800 (23%)



European companies account for **52%** of foreign affiliate jobs

### Employment within Nevada, 2017

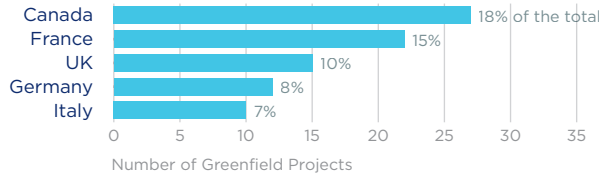
Country	Employment
Canada	10,100
United Kingdom	6,800
France	5,800
Germany	3,700
Japan	3,600

On a country basis, U.K. companies operating in Nevada represented 14% of total foreign affiliate employment in Nevada, with U.K. multinationals supporting approximately 500 more jobs in 2017 than in 2010.

Jobs directly supported by European investment. Total European-related jobs are likely to be higher, because these figures do not include jobs created by trade flows, indirect employment effects through distributors or suppliers, or via non-equity arrangements such as strategic alliances, joint ventures, or other deals.



### Sources of Greenfield Foreign Direct Investment (FDI)



**148**  
Greenfield Projects (October 2009 - September 2019)

Number of projects does not directly translate to value of projects or jobs added. Greenfield FDI is investment in new assets.



### Nevada Goods Exports to Europe, 2018

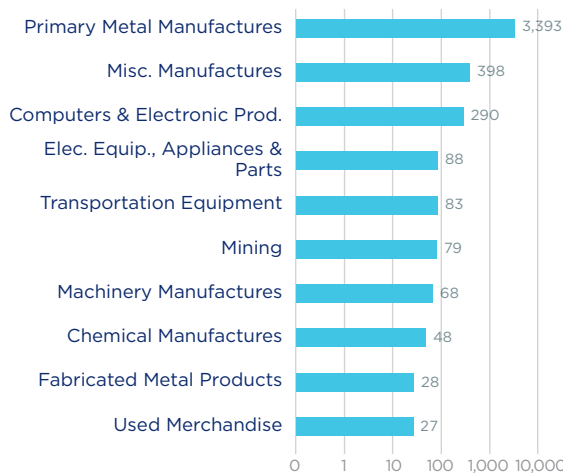
**\$4.6 bn**

Primary metal manufactures account for almost 75% of Nevada's total exports to Europe.

#### Top European Export Markets, 2018

Country	Exports (\$ millions)
Switzerland	3,410
Germany	355
United Kingdom	183
Netherlands	160
Spain	88

#### Top Ten Exports to Europe, 2018 (\$ millions)



### Nevada Goods Imports from Europe, 2018

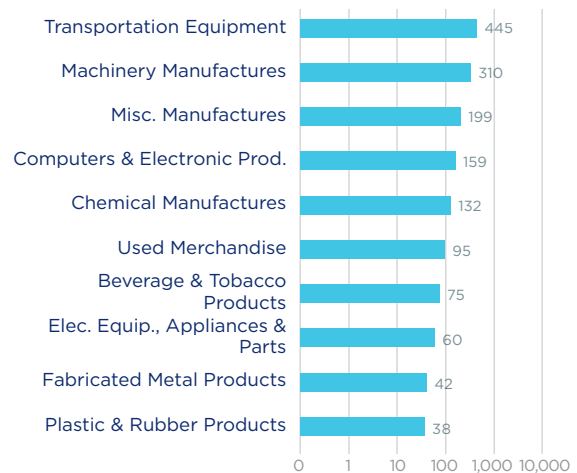
**\$1.8 bn**

Imports from Europe to Nevada are diverse, ranging from transportation equipment to machinery to chemicals.

#### Top European Import Markets, 2018

Country	Imports (\$ millions)
France	549
Germany	342
United Kingdom	228
Switzerland	129
Belgium	97

#### Top Ten Imports from Europe, 2018 (\$ millions)



Sources: Bureau of Economic Analysis; U.S. Census Bureau; U.S. Department of Commerce; SelectUSA.