

Nebraska and Europe



15,200
Since 2006: +4,100 (36.9%)



European companies account for **48%** of foreign affiliate jobs

Employment within Nebraska, 2017

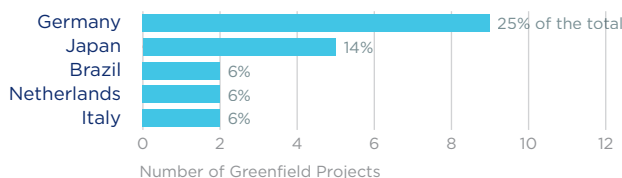
Country	Employment
Japan	4,700
United Kingdom	3,900
France	3,300
Switzerland	2,100
Canada	1,900

On a country basis, U.K. companies operating in Nebraska represented 12% of total foreign affiliate employment in Nebraska, with U.K. multinationals supporting approximately 1,300 more jobs in 2017 than in 2010.

Jobs directly supported by European investment. Total European-related jobs are likely to be higher, because these figures do not include jobs created by trade flows, indirect employment effects through distributors or suppliers, or via non-equity arrangements such as strategic alliances, joint ventures, or other deals.



Sources of Greenfield Foreign Direct Investment (FDI)



36
Greenfield Projects (October 2009 - September 2019)

Number of projects does not directly translate to value of projects or jobs added. Greenfield FDI is investment in new assets.



Nebraska Goods Exports to Europe, 2018

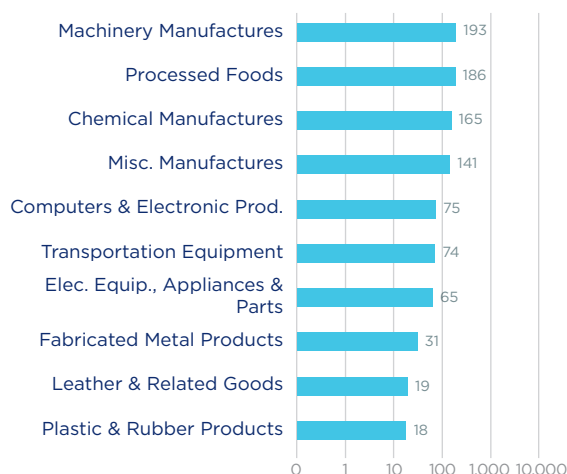
\$1 bn

Top exports are machinery, processed foods and chemicals.

Top European Export Markets, 2018

Country	Exports (\$ millions)
Netherlands	166
Germany	147
Belgium	139
France	135
United Kingdom	64

Top Ten Exports to Europe, 2018 (\$ millions)



Nebraska Goods Imports from Europe, 2018

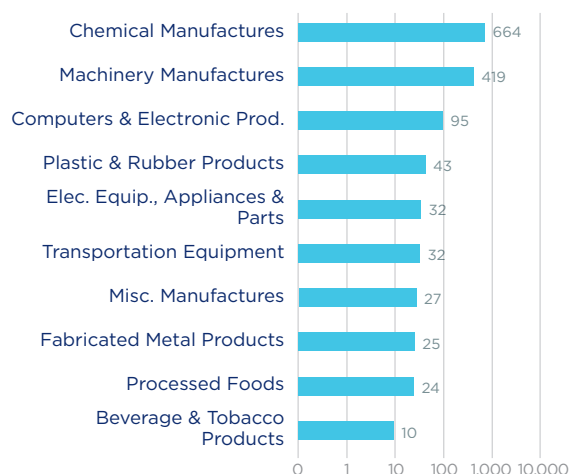
\$1.5 bn

Chemicals represented nearly half of Nebraska's total imports from Europe in 2018.

Top European Import Markets, 2018

Country	Imports (\$ millions)
Switzerland	358
Germany	292
United Kingdom	236
France	131
Spain	128

Top Ten Imports from Europe, 2018 (\$ millions)



Sources: Bureau of Economic Analysis; U.S. Census Bureau; U.S. Department of Commerce; SelectUSA.