

## Minnesota and Europe

### Jobs



### Employment within Minnesota, 2017

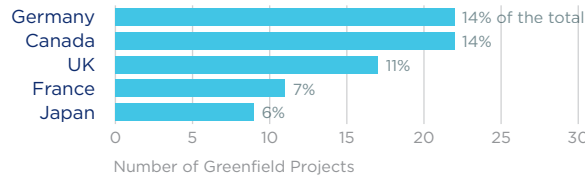
Country	Employment
Canada	24,100
Germany	23,100
United Kingdom	18,900
Japan	10,600
Switzerland	8,400

On a country basis, German companies operating in Minnesota represented 17% of total foreign affiliate employment in Minnesota, with German multinationals supporting approximately 13,700 more jobs in 2017 than in 2010.

Jobs directly supported by European investment. Total European-related jobs are likely to be higher, because these figures do not include jobs created by trade flows, indirect employment effects through distributors or suppliers, or via non-equity arrangements such as strategic alliances, joint ventures, or other deals.

### Investment

### Sources of Greenfield Foreign Direct Investment (FDI)



Number of projects does not directly translate to value of projects or jobs added. Greenfield FDI is investment in new assets.

### Trade

### Minnesota Goods Exports to Europe, 2018

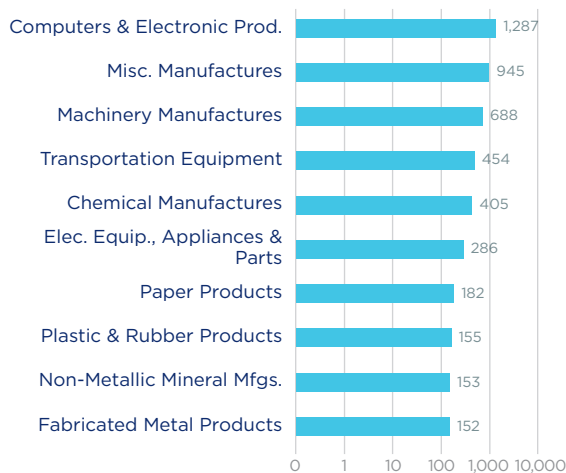
**\$5.1 bn**

Computers & electronic products account for over one-quarter of Minnesota's exports to Europe.

### Top European Export Markets, 2018

Country	Exports (\$ millions)
Germany	1,073
United Kingdom	621
Belgium	608
Ireland	471
Netherlands	464

### Top Ten Exports to Europe, 2018 (\$ millions)



### Minnesota Goods Imports from Europe, 2018

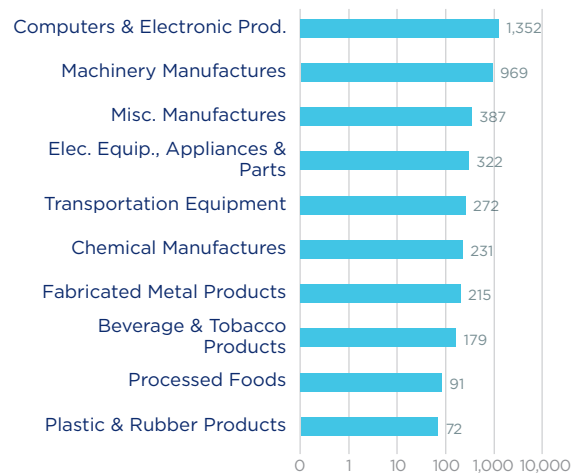
**\$4.6 bn**

Computers & electronic products were also the state's top imports from Europe.

### Top European Import Markets, 2018

Country	Imports (\$ millions)
Germany	1,052
Ireland	1,027
Italy	499
United Kingdom	401
France	383

### Top Ten Imports from Europe, 2018 (\$ millions)



Sources: Bureau of Economic Analysis; U.S. Census Bureau; U.S. Department of Commerce; SelectUSA.