

# Greece and the United States

## United States in Greece

**15,834**



## Greece in the United States

**3,264**

Jobs directly supported by majority-owned affiliates. Estimates for 2018. Total U.S.-related jobs are likely to be higher, because these figures do not include jobs created by trade flows, indirect employment effects through distributors or suppliers, or via non-equity arrangements such as strategic alliances, joint ventures, or other deals.

**\$1.4 bn**

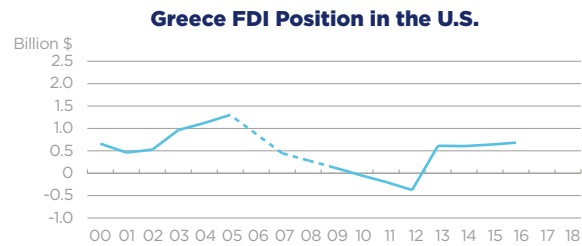
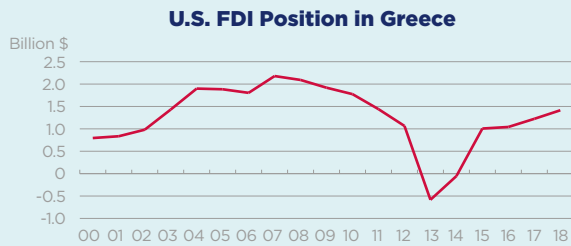


### Foreign Direct Investment (FDI), 2018

Greece's economic woes were reflected in its foreign direct investment links to the U.S., but investment ties are on the rebound. In 2018, America's foreign direct investment position in Greece was \$1.4 billion, and has been steadily rising since 2013. Greece's FDI position in the U.S. has also improved since the recession to \$682 million in 2016, the latest year of available data. Estimated U.S. affiliate sales in Greece of just \$5.7 billion in 2018 ranked among the lowest in the EU.

**\$682 m**

### Foreign Direct Investment (FDI), 2016\*



Foreign direct investment position, historic-cost basis, 2000-2018.  
 Note: Dotted line indicates that data has been suppressed for a particular year to avoid disclosure of individual company data.  
 \*Latest year of available data.

**\$1.1 bn**



### U.S. Goods Exports to Greece, 2018

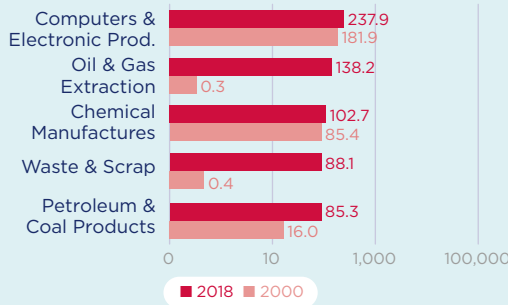
**1.3%** The U.S. supplied 1.3% of Greece's total imports...  
**2.7%** ...but the U.S. share increases to 2.7% when intra-EU trade is excluded from the total.

**\$1.6 bn**

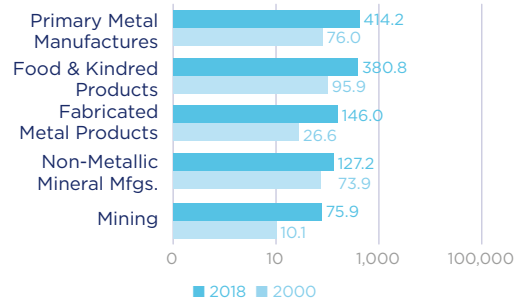
### U.S. Goods Imports from Greece, 2018

**4.1%** The U.S. received 4.1% of the total goods Greece exported to the world...  
**8.7%** ...but the U.S. share increases to 8.7% when intra-EU trade is excluded from the total.

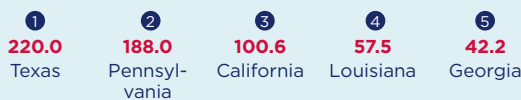
#### Top Five U.S. Goods Exports to Greece (\$ millions)



#### Top Five U.S. Goods Imports from Greece (\$ millions)



#### Top State Trade Partners Exports of Goods (\$ millions)



#### Top State Trade Partners Imports of Goods (\$ millions)



**\$1.2 bn**



### U.S. Services Exports to Greece, 2018

**\$4.0 bn**

### U.S. Services Imports from Greece, 2018

Sources: Bureau of Economic Analysis; U.S. Commerce Department; International Monetary Fund; Office of Trade and Economic Analysis.