

Georgia and Europe



Employment within Georgia, 2017

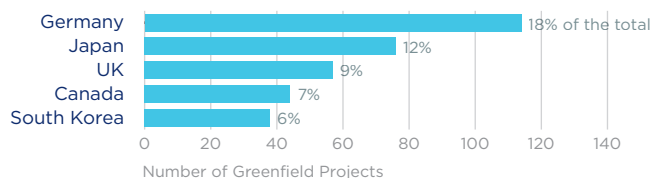
Country	Employment
United Kingdom	35,400
Japan	31,400
Germany	30,700
Canada	28,900
France	22,200

On a country basis, U.K. companies operating in Georgia represented 14% of total foreign affiliate employment in Georgia, with U.K. multinationals supporting approximately 12,100 more jobs in 2017 than in 2010.

Jobs directly supported by European investment. Total European-related jobs are likely to be higher, because these figures do not include jobs created by trade flows, indirect employment effects through distributors or suppliers, or via non-equity arrangements such as strategic alliances, joint ventures, or other deals.



Sources of Greenfield Foreign Direct Investment (FDI)



Number of projects does not directly translate to value of projects or jobs added. Greenfield FDI is investment in new assets.



Georgia Goods Exports to Europe, 2018

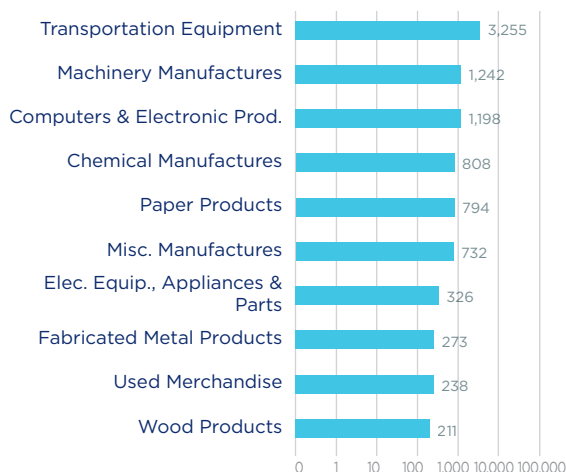
\$10.3 bn

Over 31% of Georgia's exports to Europe consist of transportation equipment.

Top European Export Markets, 2018

Country	Exports (\$ millions)
Germany	2,295
United Kingdom	1,591
Netherlands	1,315
Belgium	764
France	608

Top Ten Exports to Europe, 2018 (\$ millions)



Georgia Goods Imports from Europe, 2018

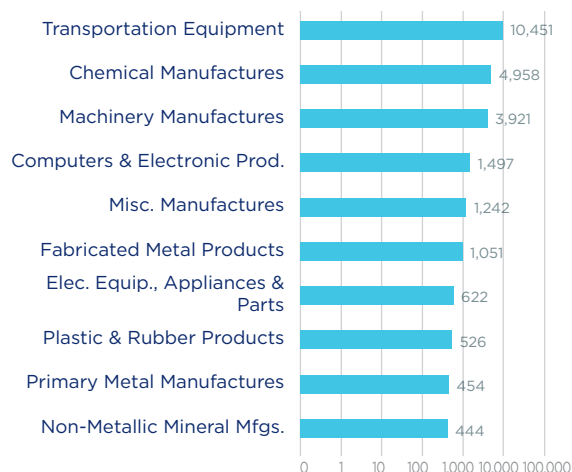
\$28.6 bn

Transportation equipment, chemicals and machinery manufactures were the top product imports from Europe.

Top European Import Markets, 2018

Country	Imports (\$ millions)
Germany	9,839
United Kingdom	5,098
Italy	2,288
France	2,241
Ireland	1,054

Top Ten Imports from Europe, 2018 (\$ millions)



Sources: Bureau of Economic Analysis; U.S. Census Bureau; U.S. Department of Commerce; SelectUSA.