

## **Florida and Europe**

### Jobs



### Employment within Florida, 2017

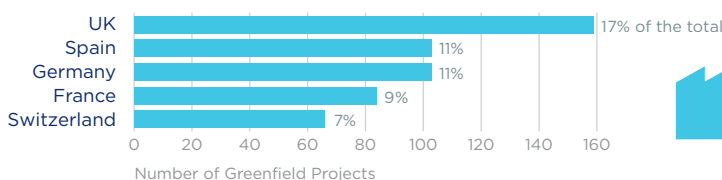
Country	Employment
United Kingdom	64,500
Canada	44,700
Germany	37,000
France	31,000
Switzerland	29,000

On a country basis, U.K. companies operating in Florida represented 18% of total foreign affiliate employment in Florida, with U.K. multinationals supporting approximately 22,900 more jobs in 2017 than in 2010.

Jobs directly supported by European investment. Total European-related jobs are likely to be higher, because these figures do not include jobs created by trade flows, indirect employment effects through distributors or suppliers, or via non-equity arrangements such as strategic alliances, joint ventures, or other deals.

### Investment

### Sources of Greenfield Foreign Direct Investment (FDI)



Number of projects does not directly translate to value of projects or jobs added. Greenfield FDI is investment in new assets.

### Trade

### Florida Goods Exports to Europe, 2018

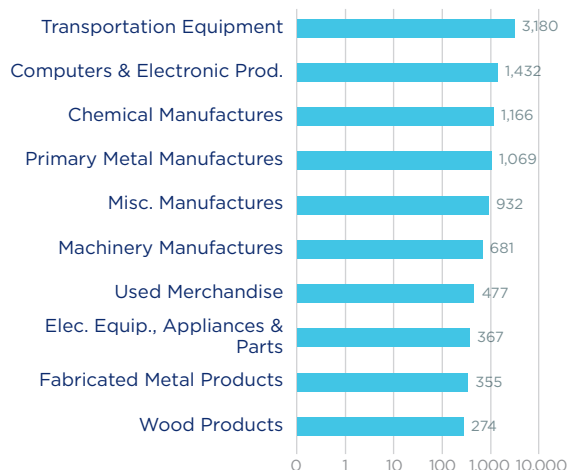
**\$11.2 bn**

Transportation Equipment accounts for about 28% of Florida's total exports to Europe.

### Top European Export Markets, 2018

Country	Exports (\$ millions)
Germany	2,294
United Kingdom	2,103
Netherlands	1,124
Switzerland	1,102
France	1,049

### Top Ten Exports to Europe, 2018 (\$ millions)



### Florida Goods Imports from Europe, 2018

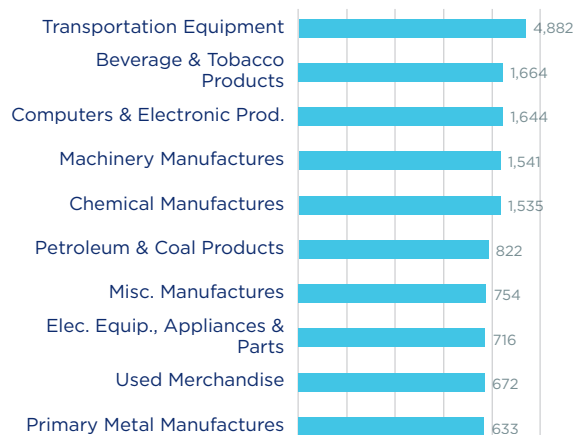
**\$19.9 bn**

Florida's imports from Europe are concentrated in transportation equipment, representing a 25% share of the state's total imports from Europe in 2018.

### Top European Import Markets, 2018

Country	Imports (\$ millions)
Germany	4,316
France	3,139
Italy	2,131
United Kingdom	2,088
Spain	1,409

### Top Ten Imports from Europe, 2018 (\$ millions)



Sources: Bureau of Economic Analysis; U.S. Census Bureau; U.S. Department of Commerce; SelectUSA.