

Finland and the United States

United States in Finland

Finland in the United States

19,590



28,764

Jobs directly supported by majority-owned affiliates. Estimates for 2018. Total U.S.-related jobs are likely to be higher, because these figures do not include jobs created by trade flows, indirect employment effects through distributors or suppliers, or via non-equity arrangements such as strategic alliances, joint ventures, or other deals.

\$2.5 bn



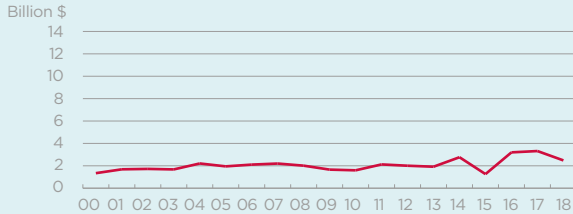
\$13.4 bn

Foreign Direct Investment (FDI), 2018

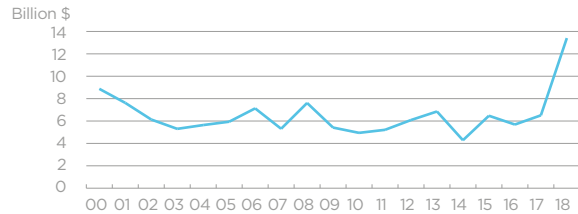
Foreign Direct Investment (FDI), 2018

The direct investment balance favors the United States, with Finnish investment in the U.S. surging in 2018 to over \$13 billion. Total employment by Finnish companies in the U.S. have also risen substantially over the past few years from 23,000 in 2015 to almost 29,000 in 2018. Finnish direct investment in the U.S. is heavily concentrated in the wholesale trade and manufacturing industries, representing 19% and 60% of total FDI, respectively.

U.S. FDI Position in Finland



Finland FDI Position in the U.S.



Foreign direct investment position, historic-cost basis, 2000-2018.

\$1.9 bn



\$7.2 bn

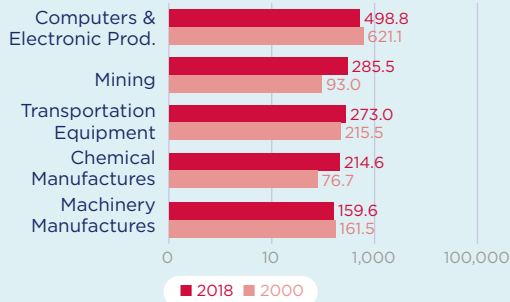
U.S. Goods Exports to Finland, 2018

U.S. Goods Imports from Finland, 2018

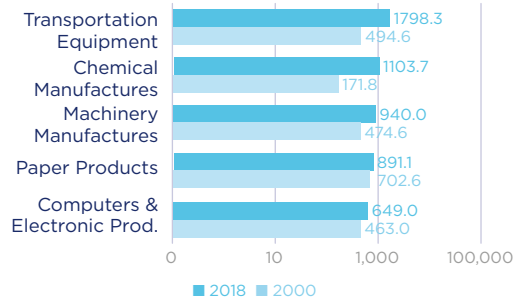
2.1% The U.S. supplied 2.1% of Finland's total imports... **7.0%** ...but the U.S. share increases to 7.0% when intra-EU trade is excluded from the total.

7.0% The U.S. received 7.0% of the total goods Finland exported to the world... **16.8%** ...but the U.S. share increases to 16.8% when intra-EU trade is excluded from the total.

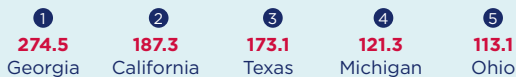
Top Five U.S. Goods Exports to Finland (\$ millions)



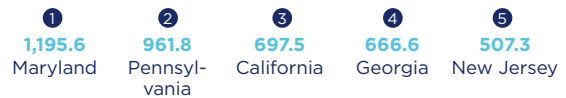
Top Five U.S. Goods Imports from Finland (\$ millions)



Top State Trade Partners Exports of Goods (\$ millions)



Top State Trade Partners Imports of Goods (\$ millions)



\$1.9 bn



\$1.7 bn

U.S. Services Exports to Finland, 2018

U.S. Services Imports from Finland, 2018

Sources: Bureau of Economic Analysis; U.S. Commerce Department; International Monetary Fund; Office of Trade and Economic Analysis.