

# Czech Republic and the United States

## United States in Czech Republic

**88,610**



## Czech Republic in the United States

**< 50**

Jobs directly supported by majority-owned affiliates. Estimates for 2018. Total U.S.-related jobs are likely to be higher, because these figures do not include jobs created by trade flows, indirect employment effects through distributors or suppliers, or via non-equity arrangements such as strategic alliances, joint ventures, or other deals.

## Foreign Direct Investment (FDI), 2018

**\$6.7 bn**

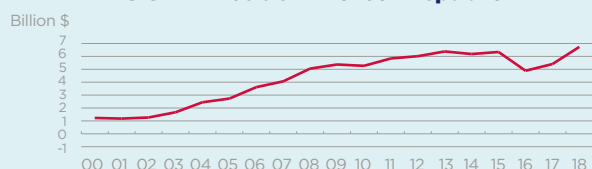


## Foreign Direct Investment (FDI), 2016\*

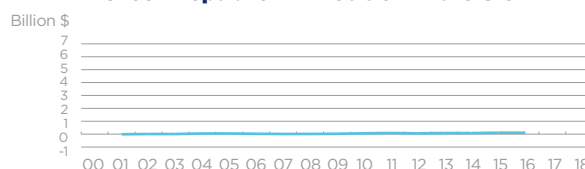
**\$112 m**

America's investment base in the Czech Republic is small but has risen by one-third over the past ten years to \$6.7 billion in 2018, the highest level on record. Czech Republic FDI in the U.S. amounted to just \$112 million, as of the latest data in 2016. Affiliate employment by U.S. multinationals in the Czech Republic fell moderately in 2016 to 87,000 from 94,000 the prior year. However, this is estimated to have picked up slightly to roughly 89,000 workers in 2018.

### U.S. FDI Position in Czech Republic



### Czech Republic FDI Position in the U.S.



Foreign direct investment position, historic-cost basis, 2000-2018.  
\*Latest year of available data.

## U.S. Goods Exports to Czech Republic, 2018

**1.9%** The U.S. supplied 1.9% of Czech Republic's total imports...

**7.8%** ...but the U.S. share increases to 7.8% when intra-EU trade is excluded from the total.

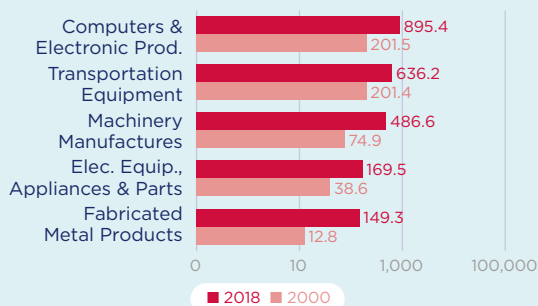


## U.S. Goods Imports from Czech Republic, 2018

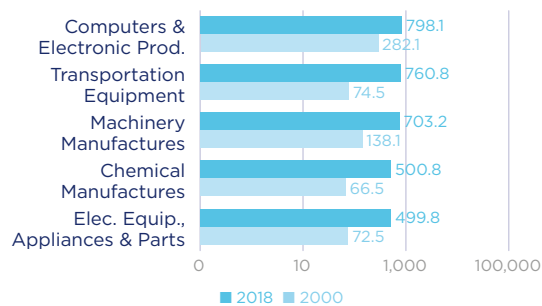
**2.0%** The U.S. received 2.0% of the total goods Czech Republic exported to the world...

**13.0%** ...but the U.S. share increases to 13.0% when intra-EU trade is excluded from the total.


### Top Five U.S. Goods Exports to Czech Republic (\$ millions)



### Top Five U.S. Goods Imports from Czech Republic (\$ millions)



### Top State Trade Partners Exports of Goods (\$ millions)



### Top State Trade Partners Imports of Goods (\$ millions)



## U.S. Services Exports to Czech Republic, 2018

**\$1.3 bn**



## U.S. Services Imports from Czech Republic, 2018

**\$1.6 bn**

Sources: Bureau of Economic Analysis; U.S. Commerce Department; International Monetary Fund; Office of Trade and Economic Analysis.