



# Cyprus and the United States

## United States in Cyprus

**1,624**



## Cyprus in the United States

**2,958**

Jobs directly supported by majority-owned affiliates. Estimates for 2018. Total U.S.-related jobs are likely to be higher, because these figures do not include jobs created by trade flows, indirect employment effects through distributors or suppliers, or via non-equity arrangements such as strategic alliances, joint ventures, or other deals.

**\$3.5 bn**



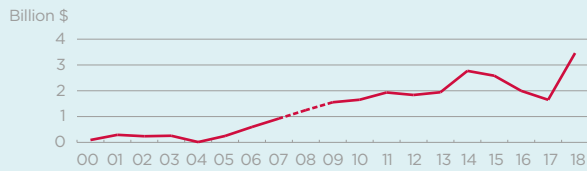
### Foreign Direct Investment (FDI), 2018

Given the country's small market, Cyprus has not attracted much U.S. foreign direct investment relative to other EU members. U.S. investment in Cyprus rebounded in 2018 to surpass its prior peak of \$2.7 billion in 2014. Cyprus's FDI in the U.S., meanwhile, has continued to decline and is now at the lowest level in 15 years. That said, Cyprus-based companies continued to support roughly 1,300 more jobs in the U.S. than American corporations supported in Cyprus.

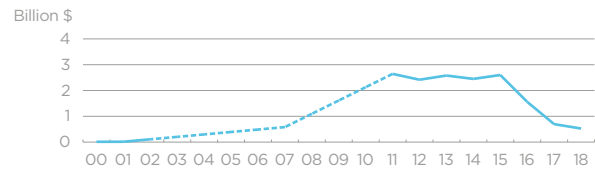
**\$526 m**

### Foreign Direct Investment (FDI), 2018

#### U.S. FDI Position in Cyprus



#### Cyprus FDI Position in the U.S.



Foreign direct investment position, historic-cost basis, 2000-2018.

Note: Dotted line indicates that data has been suppressed for a particular year to avoid disclosure of individual company data.

**\$132 m**



### U.S. Goods Exports to Cyprus, 2018

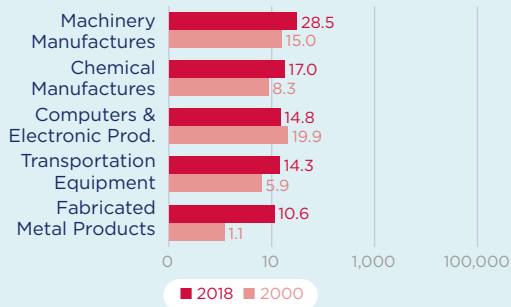
**0.9%** The U.S. supplied 0.9% of Cyprus's total imports... **2.2%** ...but the U.S. share increases to 2.2% when intra-EU trade is excluded from the total.

**\$68 m**

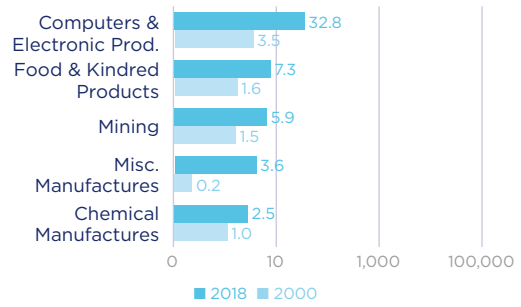
### U.S. Goods Imports from Cyprus, 2018

**2.0%** The U.S. received 2.0% of the total goods Cyprus exported to the world... **2.6%** ...but the U.S. share increases to 2.6% when intra-EU trade is excluded from the total.

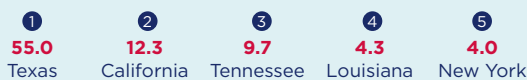
#### Top Five U.S. Goods Exports to Cyprus (\$ millions)



#### Top Five U.S. Goods Imports from Cyprus (\$ millions)



#### Top State Trade Partners Exports of Goods (\$ millions)



#### Top State Trade Partners Imports of Goods (\$ millions)



**\$315 m**



### U.S. Services Exports to Cyprus, 2018

**\$584 m**

### U.S. Services Imports from Cyprus, 2018

Sources: Bureau of Economic Analysis; U.S. Commerce Department; International Monetary Fund; Office of Trade and Economic Analysis.