



# Bulgaria and the United States

## United States in Bulgaria

**10,049**



## Bulgaria in the United States

**204**

Jobs directly supported by majority-owned affiliates. Estimates for 2018. Total U.S.-related jobs are likely to be higher, because these figures do not include jobs created by trade flows, indirect employment effects through distributors or suppliers, or via non-equity arrangements such as strategic alliances, joint ventures, or other deals.

**\$928 m**

**Foreign Direct Investment (FDI), 2018**

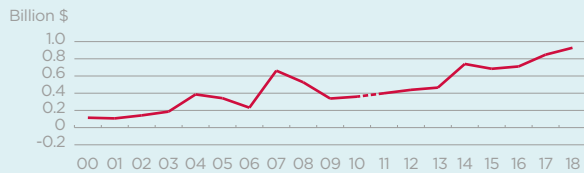


**\$29 m**

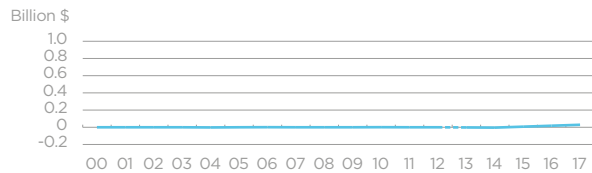
**Foreign Direct Investment (FDI), 2017\***

America's investment base in Bulgaria is relatively small, and foreign affiliate sales totaled just \$2.6 billion in 2018, according to estimates. U.S. affiliates in Bulgaria employed approximately 10,000 workers in 2018, placing Bulgaria 6th among the EU13 in terms of U.S. firms' employment abroad.

**U.S. FDI Position in Bulgaria**



**Bulgaria FDI Position in the U.S.**



Foreign direct investment position, historic-cost basis, 2000-2018.

Note: Dotted line indicates that data has been suppressed for a particular year to avoid disclosure of individual company data.

\*Latest year of available data.

**\$370 m**

**U.S. Goods Exports to Bulgaria, 2018**



**0.9%** The U.S. supplied 0.9% of Bulgaria's total imports...

**2.5%** ...but the U.S. share increases to 2.5% when intra-EU trade is excluded from the total.

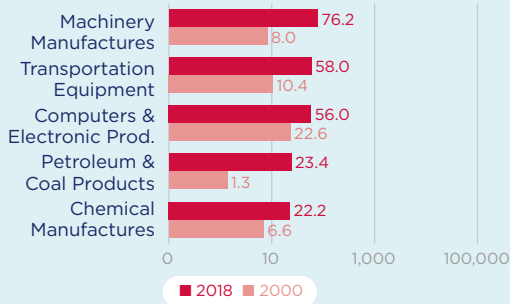
**\$986 m**

**U.S. Goods Imports from Bulgaria, 2018**

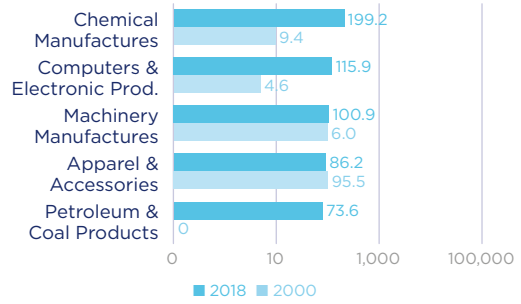
**1.7%** The U.S. received 1.7% of the total goods Bulgaria exported to the world...

**5.2%** ...but the U.S. share increases to 5.2% when intra-EU trade is excluded from the total.

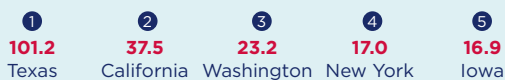
**Top Five U.S. Goods Exports to Bulgaria (\$ millions)**



**Top Five U.S. Goods Imports from Bulgaria (\$ millions)**



**Top State Trade Partners Exports of Goods (\$ millions)**



**Top State Trade Partners Imports of Goods (\$ millions)**



**\$481 m**

**U.S. Services Exports to Bulgaria, 2018**



**\$577 m**

**U.S. Services Imports from Bulgaria, 2018**

Sources: Bureau of Economic Analysis; U.S. Commerce Department; International Monetary Fund; Office of Trade and Economic Analysis.