

Alabama and Europe



59,900
Since 2006: +17,800
(42.3%)



European companies
account for
53%
of foreign affiliate jobs

Employment within Alabama, 2017

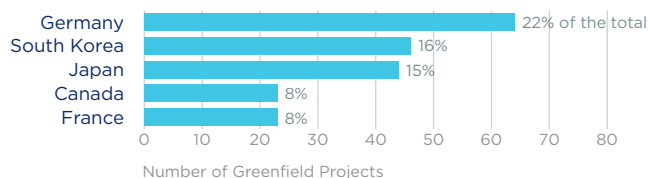
Country	Employment
Japan	20,600
United Kingdom	16,600
Germany	14,200
Canada	12,200
France	8,200

On a country basis, U.K. companies operating in Alabama represented 15% of total foreign affiliate employment in Alabama, with U.K. multinationals supporting approximately 5,000 more jobs in 2017 than in 2010.

Jobs directly supported by European investment. Total European-related jobs are likely to be higher, because these figures do not include jobs created by trade flows, indirect employment effects through distributors or suppliers, or via non-equity arrangements such as strategic alliances, joint ventures, or other deals.



Sources of Greenfield Foreign Direct Investment (FDI)



290
Greenfield Projects
(October 2009 -
September 2019)

Number of projects does not directly translate to value of projects or jobs added. Greenfield FDI is investment in new assets.



Alabama Goods Exports to Europe, 2018

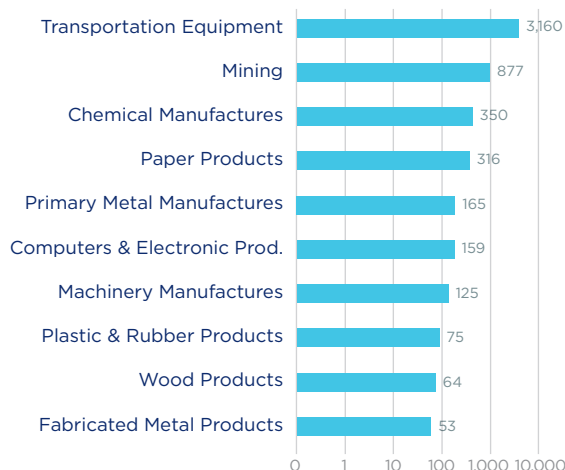
\$5.5 bn

57% of total exports from Alabama to Europe were transportation equipment, reflecting the state's linkages with European auto manufacturers.

Top European Export Markets, 2018

Country	Exports (\$ millions)
Germany	2,547
Belgium	506
France	433
Netherlands	355
United Kingdom	288

Top Ten Exports to Europe, 2018 (\$ millions)



Alabama Goods Imports from Europe, 2018

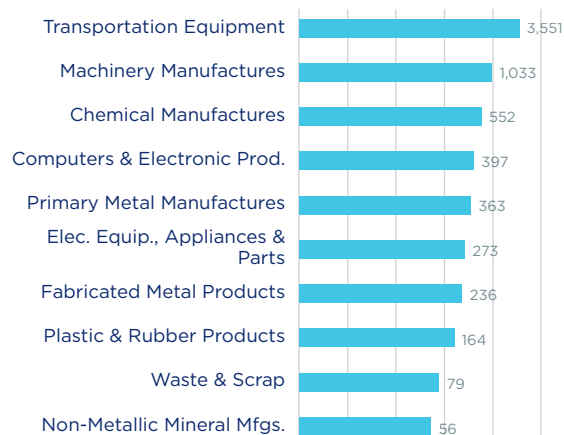
\$7.2 bn

Transportation equipment and machinery manufactures were the top product imports from Europe.

Top European Import Markets, 2018

Country	Imports (\$ millions)
Germany	3,448
France	866
United Kingdom	719
Italy	296
Russia	195

Top Ten Imports from Europe, 2018 (\$ millions)



Sources: Bureau of Economic Analysis; U.S. Census Bureau; U.S. Department of Commerce; SelectUSA.