



Portugal and the United States

United States in Portugal

34,340



Jobs

Portugal in the United States

918

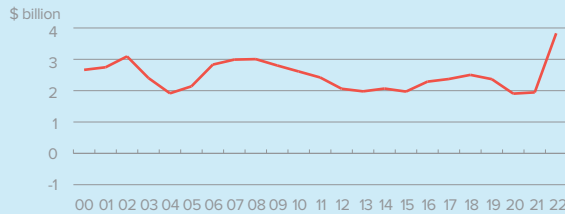
Jobs directly supported by majority-owned affiliates. Estimates for 2022. Total U.S.-related jobs are likely to be higher, because these figures do not include jobs created by trade flows, indirect employment effects through distributors or suppliers, or via non-equity arrangements such as strategic alliances, joint ventures, or other deals.

\$3.8 bn

Foreign Direct Investment (FDI), 2022

U.S. direct investment in Portugal was more than four times Portugal's FDI in the U.S. in 2022. U.S. affiliates employed an estimated 34,000 Portuguese workers in 2022 compared to Portuguese affiliate employment of 900 Americans. U.S. foreign affiliates in Portugal contributed \$10.8 billion in sales according to 2022 estimates. Value added by U.S. affiliates in Portugal was an estimated \$4.2 billion compared to roughly \$640 million added by Portuguese affiliates in the U.S.

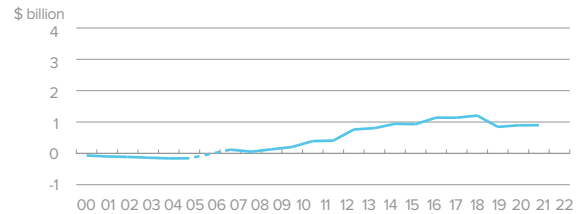
U.S. FDI Position in Portugal



\$899 m

Foreign Direct Investment (FDI), 2022

Portugal FDI Position in the U.S.



Foreign direct investment position, historic-cost basis, 2000-2022.

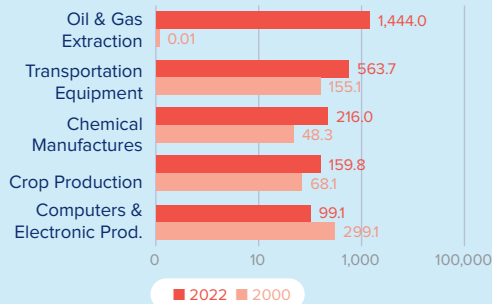
Note: Dotted line indicates that data has been suppressed for a particular year to avoid disclosure of individual company data.

\$2.9 bn

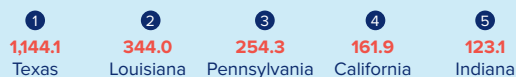
U.S. Goods Exports to Portugal, 2022

3.2% The U.S. supplied 3.2% of Portugal's total imports... **10.6%** ...but the U.S. share increases to 10.6% when intra-EU trade is excluded from the total.

Top Five U.S. Goods Exports to Portugal (\$millions)



Top State Exporters of Goods to Portugal (\$millions)



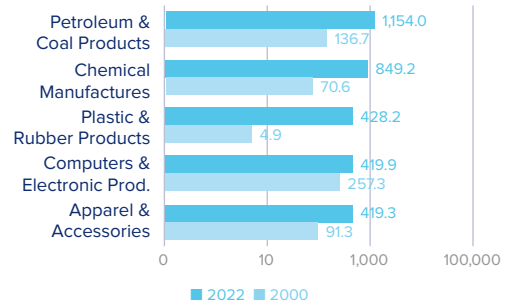
Trade in Goods

\$6.2 bn

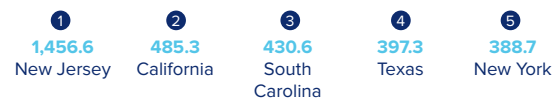
U.S. Goods Imports from Portugal, 2022

6.6% The U.S. received 6.6% of the total goods Portugal exported to the world... **23.4%** ...but the U.S. share increases to 23.4% when intra-EU trade is excluded from the total.

Top Five U.S. Goods Imports from Portugal (\$millions)



Top State Importers of Goods from Portugal (\$millions)



\$1.4 bn

U.S. Services Exports to Portugal, 2022



Trade in Services

\$2.0 bn

U.S. Services Imports from Portugal, 2022

Sources: Bureau of Economic Analysis; U.S. Commerce Department; International Monetary Fund; Office of Trade and Economic Analysis.