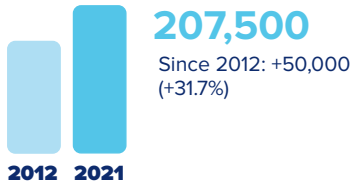


North Carolina and Europe



Employment within North Carolina, 2021

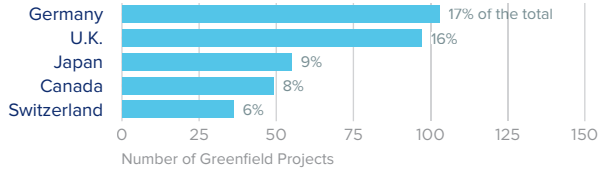
Country	Employment
Germany	43,700
United Kingdom	43,200
Netherlands	37,500
Japan	30,500
Canada	22,700

On a country basis, German companies operating in North Carolina represented 14% of total foreign affiliate employment in North Carolina, with German multinationals supporting approximately 15,400 more jobs in 2021 than in 2012.

Jobs directly supported by European investment. Total European-related jobs are likely to be higher, because these figures do not include jobs created by trade flows, indirect employment effects through distributors or suppliers, or via non-equity arrangements such as strategic alliances, joint ventures, or other deals.



Sources of Greenfield Foreign Direct Investment (FDI)



Number of projects does not directly translate to value of projects or jobs added. Greenfield FDI is investment in new assets. Greenfield projects listed on the right hand side are Greenfield projects in the state from all countries.



North Carolina Goods Exports to Europe, 2022

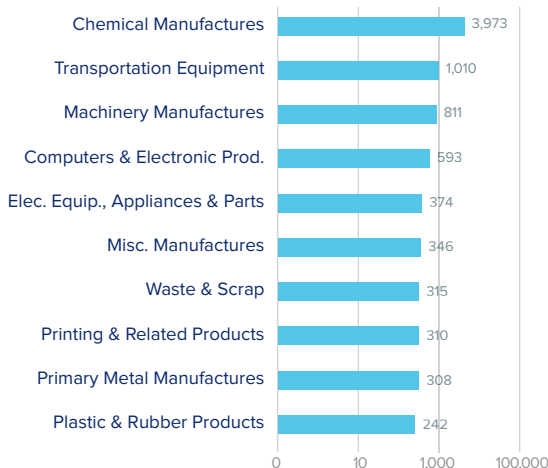
\$9.7 bn

Chemical manufactures account for over 40% of total exports to Europe.

Top European Export Markets, 2022

Country	Exports (\$ millions)
France	1,749
Netherlands	1,103
United Kingdom	977
Germany	893
Belgium	797

Top Ten Exports to Europe, 2022 (\$ millions)



North Carolina Goods Imports from Europe, 2022

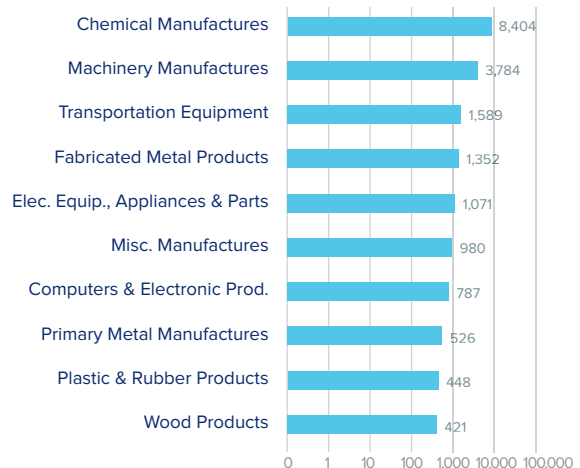
\$23.2 bn

Imports from Europe mainly consist of chemicals, machinery and transportation equipment.

Top European Import Markets, 2022

Country	Imports (\$ millions)
Germany	4,434
Netherlands	2,843
Ireland	2,653
Italy	2,281
France	1,976

Top Ten Imports from Europe, 2022 (\$ millions)



Sources: Bureau of Economic Analysis; U.S. Census Bureau; U.S. Department of Commerce; SelectUSA.