

Netherlands and the United States

United States in Netherlands

234,623



Netherlands in the United States

615,162

Jobs directly supported by majority-owned affiliates. Estimates for 2022. Total U.S.-related jobs are likely to be higher, because these figures do not include jobs created by trade flows, indirect employment effects through distributors or suppliers, or via non-equity arrangements such as strategic alliances, joint ventures, or other deals.

\$944.6 bn

Foreign Direct Investment (FDI), 2022

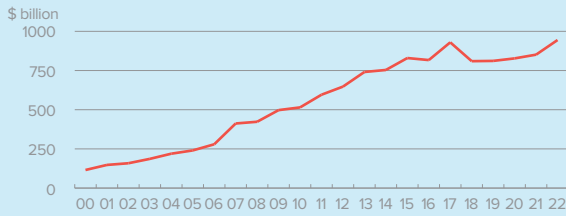
America's investment stake in the Netherlands is more than 50% higher than the amount of Dutch investment in the U.S. Still, the U.S. is a prime foreign destination for Dutch firms, which recorded an estimated \$444 billion in affiliate sales in the U.S. during 2022, according to estimates. The employment balance clearly favors the U.S. with over 600,000 jobs supported by Dutch firms in the U.S. Also favoring the U.S. was \$78.5 billion in value added by Dutch affiliates in the U.S. versus \$55.3 billion added by U.S. affiliates in the Netherlands.



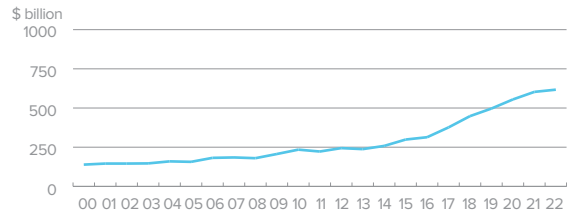
\$617.1 bn

Foreign Direct Investment (FDI), 2022

U.S. FDI Position in Netherlands



Netherlands FDI Position in the U.S.



Foreign direct investment position, historic-cost basis, 2000-2022.

\$73.2 bn

U.S. Goods Exports to Netherlands, 2022

8.0% The U.S. supplied 8.0% of Netherlands's total imports... **13.1%** ...but the U.S. share increases to 13.1% when intra-EU trade is excluded from the total.

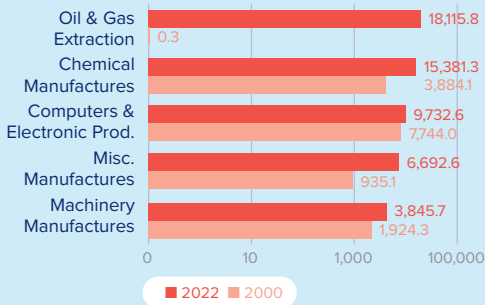


\$34.5 bn

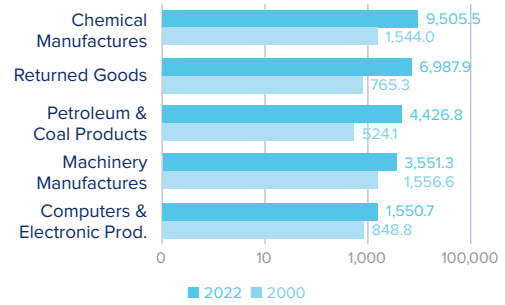
U.S. Goods Imports from Netherlands, 2022

4.2% The U.S. received 4.2% of the total goods Netherlands exported to the world... **14.6%** ...but the U.S. share increases to 14.6% when intra-EU trade is excluded from the total.

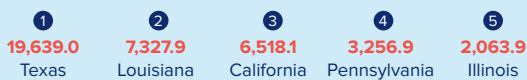
Top Five U.S. Goods Exports to Netherlands (\$millions)



Top Five U.S. Goods Imports from Netherlands (\$millions)



Top State Exporters of Goods to Netherlands (\$millions)



Top State Importers of Goods from Netherlands (\$millions)



\$27.8 bn

U.S. Services Exports to Netherlands, 2022



\$14.6 bn

U.S. Services Imports from Netherlands, 2022

Sources: Bureau of Economic Analysis; U.S. Commerce Department; International Monetary Fund; Office of Trade and Economic Analysis.